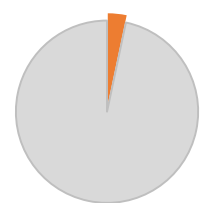
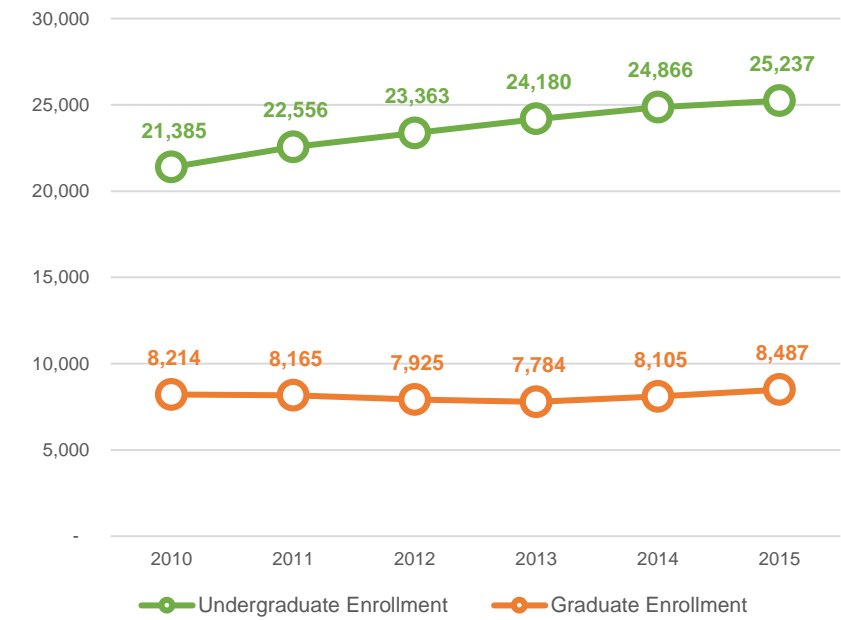


KEY INDICATOR REPORT

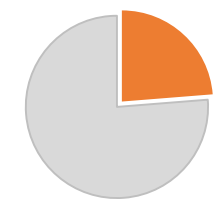
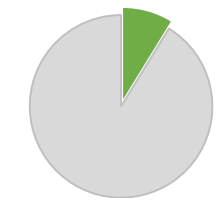
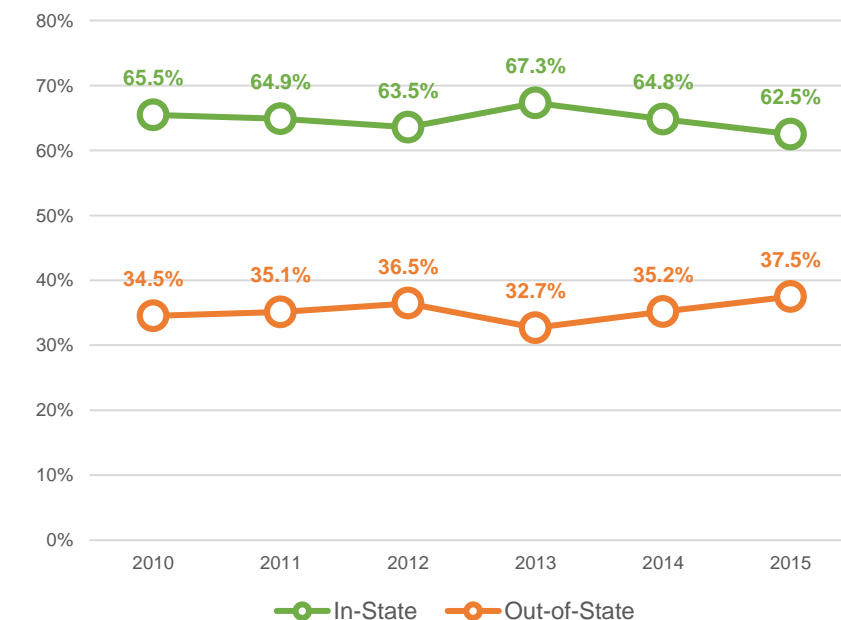
U.S.C. - Columbia



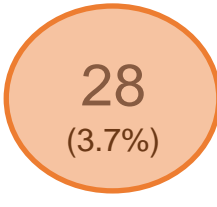
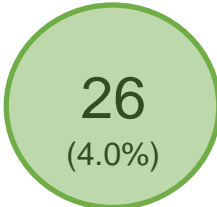
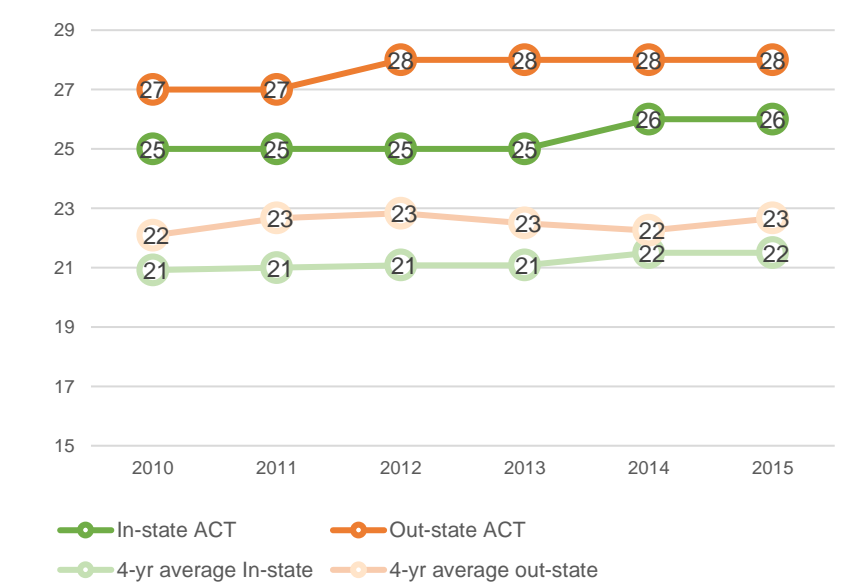
ENROLLMENT



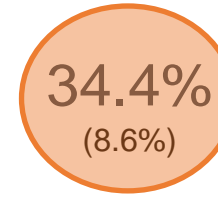
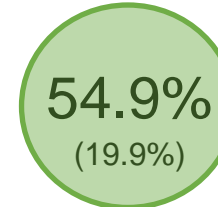
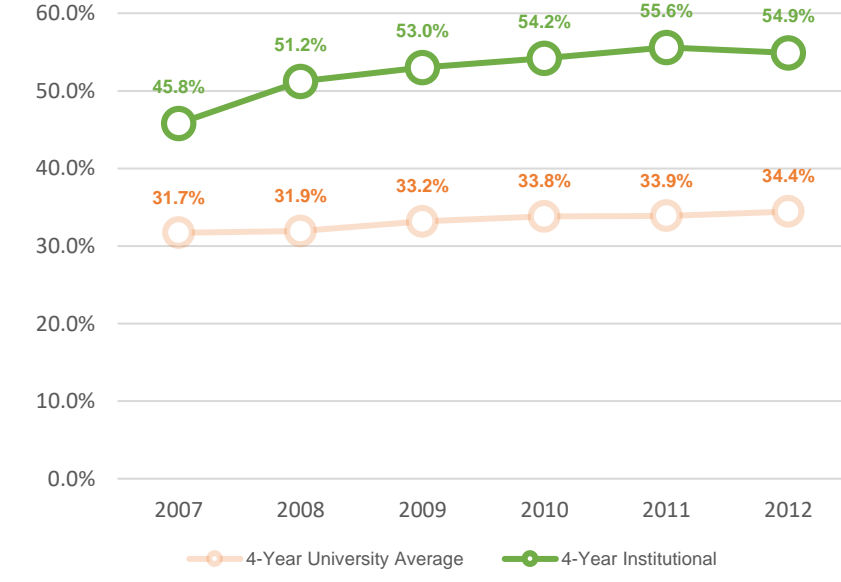
RESIDENCY (Undergraduate)



ACT SCORE



GRADUATION RATE (4-YEAR)



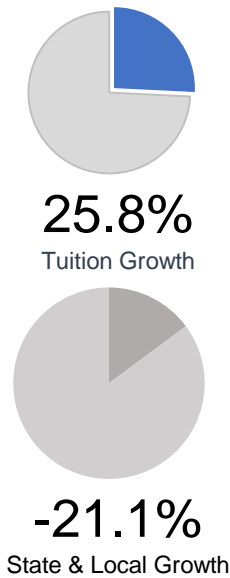
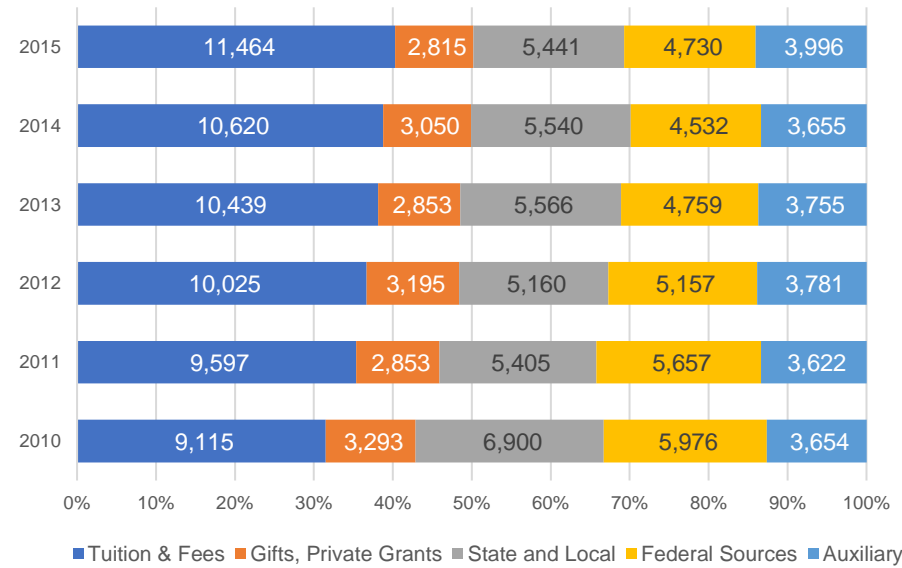
Sources: SAT Scores for Graduating Seniors, 2009-2016. South Carolina Department of Education. (online: <http://ed.sc.gov/data/test-scores/national-assessments/sat/>). Graduation Rates SC Public Research and Comprehensive Teaching Institutions, 2008-2012. SC Commission on Higher Education Statistical Abstract, various years. Graduation rates represent rate for first-time, full-time freshmen entering institution four years prior. Enrollment and residency status. National Center for Education Statistics. IPEDS : Integrated Postsecondary Education Data System. (online: <https://nces.ed.gov/ipeds/Home/UseTheData>).

FINANCIAL INDICATOR REPORT

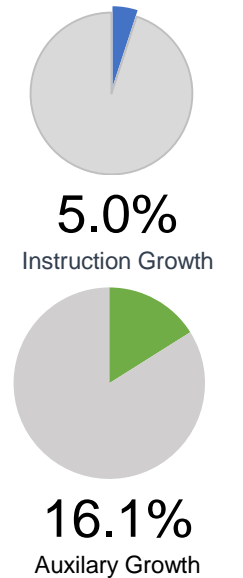
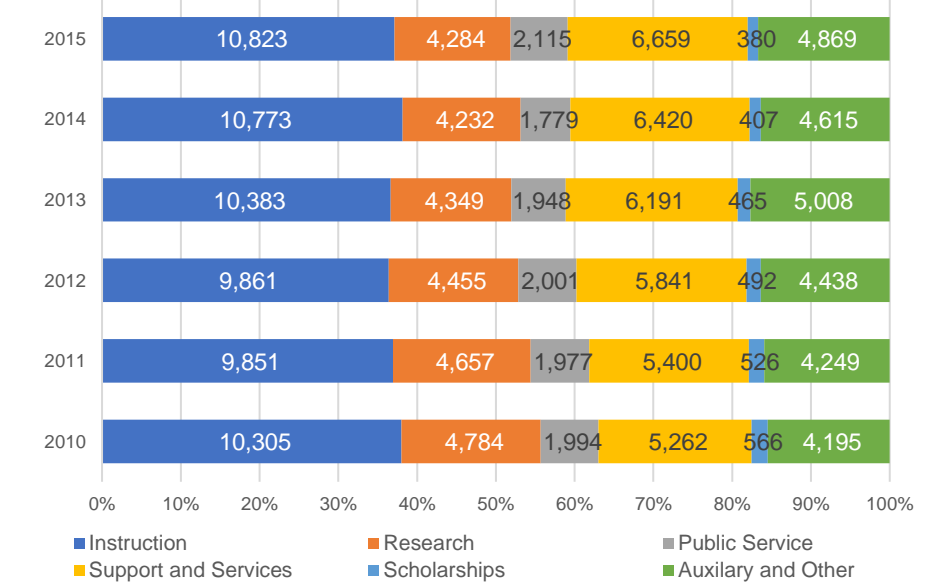


U.S.C. - Columbia

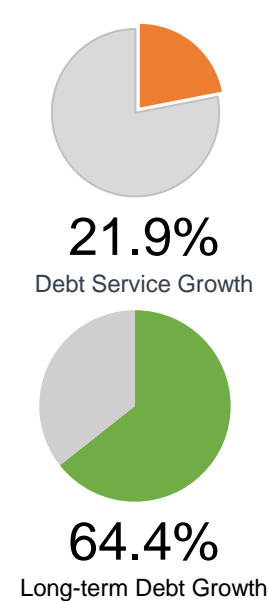
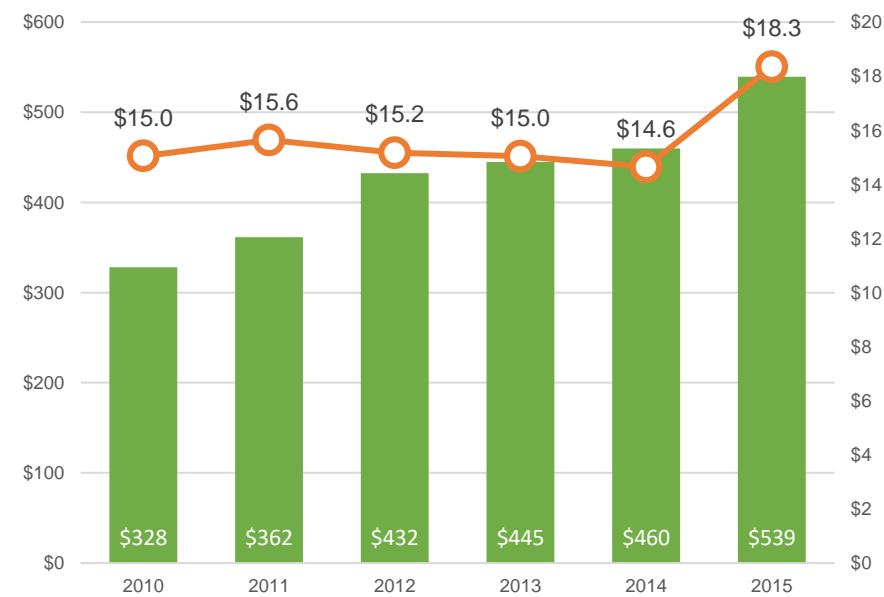
REVENUES PER STUDENT by Category (2016 dollars)



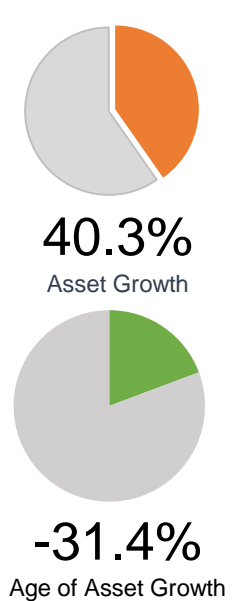
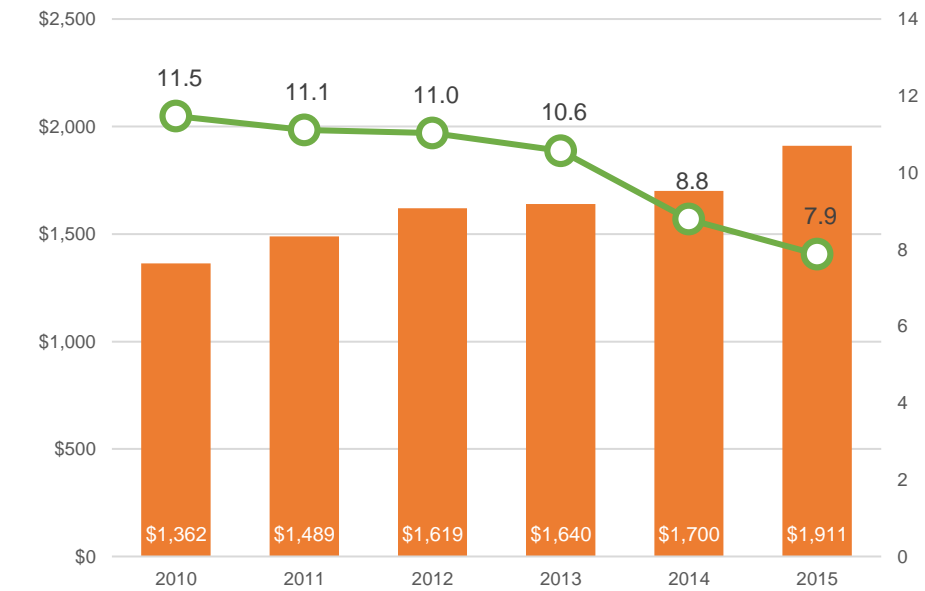
EXPENSES PER STUDENT by Category (2016 dollars)



LONG TERM DEBT vs. DEBT SERVICE (Millions)



TOTAL ASSETS (Left, Millions) vs. AVERAGE AGE OF ASSETS (Right, Years)



Sources: Financial Data. National Center for Education Statistics. IPEDS : Integrated Postsecondary Education Data System. (online: <https://nces.ed.gov/ipeds/Home/UseTheData>).

**Analysis of Tuition & Required Fees for Full-time Undergraduate Students
USC-Columbia**

Allocation of Tuition & Required Fees	2007-2008		2008-2009		2009-2010		2010-2011		2011-2012		2012-2013		2013-2014		2014-2015		2015-2016		2016-2017		2017-2018	
	In-State	Out-of-State	In-State	Out-of-State	In-State	Out-of-State	In-State	Out-of-State	In-State	Out-of-State	In-State	Out-of-State	In-State	Out-of-State	In-State	Out-of-State	In-State	Out-of-State	In-State	Out-of-State	In-State	Out-of-State
Registration Fee	\$0	\$0	\$0	\$0	\$0	\$0	\$0	\$0	\$0	\$0	\$0	\$0	\$0	\$0	\$0	\$0	\$0	\$0	\$0	\$0	\$0	\$0
Debt Service (Institutional Bonds)	\$646	\$1,282	\$696	\$1,402	\$696	\$1,402	\$696	\$1,402	\$773	\$1,507	\$813	\$1,579	\$813	\$1,579	\$813	\$1,579	\$813	\$1,579	\$850	\$1,616	\$849	\$1,679
Debt Service (Revenue Bonds)	\$0	\$0	\$69	\$69	\$69	\$69	\$69	\$69	\$69	\$69	\$69	\$69	\$69	\$69	\$69	\$69	\$69	\$69	\$70	\$70	\$0	\$162
<i>Subtotal for Debt Service</i>	<i>\$646</i>	<i>\$1,282</i>	<i>\$765</i>	<i>\$1,471</i>	<i>\$765</i>	<i>\$1,471</i>	<i>\$765</i>	<i>\$1,471</i>	<i>\$842</i>	<i>\$1,576</i>	<i>\$882</i>	<i>\$1,648</i>	<i>\$882</i>	<i>\$1,648</i>	<i>\$882</i>	<i>\$1,648</i>	<i>\$882</i>	<i>\$1,648</i>	<i>\$920</i>	<i>\$1,686</i>	<i>\$849</i>	<i>\$1,841</i>
Plant Improvement (Capital Expenditures)	\$69	\$69	\$0	\$0	\$0	\$0	\$0	\$0	\$0	\$0	\$0	\$0	\$0	\$0	\$0	\$0	\$0	\$0	\$0	\$0	\$0	\$0
Maintenance Repair & Renovation Reserve	\$45	\$45	\$45	\$45	\$45	\$45	\$80	\$80	\$80	\$80	\$80	\$80	\$80	\$80	\$80	\$80	\$80	\$80	\$80	\$80	\$80	\$80
<i>Subtotal for Capital Expenditures</i>	<i>\$114</i>	<i>\$114</i>	<i>\$45</i>	<i>\$45</i>	<i>\$45</i>	<i>\$45</i>	<i>\$80</i>	<i>\$80</i>	<i>\$80</i>	<i>\$80</i>	<i>\$80</i>	<i>\$80</i>	<i>\$80</i>	<i>\$80</i>	<i>\$80</i>	<i>\$80</i>	<i>\$80</i>	<i>\$80</i>	<i>\$80</i>	<i>\$80</i>	<i>\$80</i>	<i>\$80</i>
Medical Fees (Dedicated)	\$302	\$302	\$306	\$306	\$306	\$306	\$338	\$338	\$338	\$338	\$338	\$338	\$338	\$338	\$338	\$338	\$348	\$348	\$320	\$320	\$368	\$368
Intercollegiate Athletics (Dedicated)	\$104	\$104	\$104	\$104	\$104	\$104	\$104	\$104	\$104	\$104	\$104	\$104	\$104	\$104	\$104	\$104	\$104	\$104	\$104	\$104	\$104	\$104
Student Activities (Dedicated)	\$0	\$0	\$0	\$0	\$0	\$0	\$0	\$0	\$0	\$0	\$0	\$0	\$0	\$0	\$0	\$0	\$0	\$0	\$0	\$0	\$0	\$0
Instructional Technology (Dedicated)	\$0	\$0	\$0	\$0	\$0	\$0	\$0	\$0	\$0	\$0	\$0	\$0	\$0	\$0	\$0	\$0	\$0	\$0	\$480	\$480	\$480	\$480
<i>Dedicated Expenditures</i>	<i>\$406</i>	<i>\$406</i>	<i>\$410</i>	<i>\$410</i>	<i>\$410</i>	<i>\$410</i>	<i>\$442</i>	<i>\$442</i>	<i>\$442</i>	<i>\$442</i>	<i>\$442</i>	<i>\$442</i>	<i>\$442</i>	<i>\$442</i>	<i>\$442</i>	<i>\$442</i>	<i>\$452</i>	<i>\$452</i>	<i>\$904</i>	<i>\$904</i>	<i>\$952</i>	<i>\$952</i>
Student Activity Fees (E&G)	\$220	\$220	\$232	\$232	\$240	\$240	\$240	\$240	\$240	\$240	\$246	\$246	\$246	\$246	\$250	\$250	\$250	\$250	\$174	\$174	\$202	\$202
Education and General, Other	\$6,960	\$19,610	\$7,386	\$20,750	\$7,696	\$21,566	\$8,259	\$23,129	\$8,564	\$24,014	\$8,838	\$25,228	\$9,166	\$26,112	\$9,504	\$27,020	\$9,818	\$27,868	\$9,778	\$28,440	\$10,179	\$29,287
<i>Total E&G</i>	<i>\$7,180</i>	<i>\$19,830</i>	<i>\$7,618</i>	<i>\$20,982</i>	<i>\$7,936</i>	<i>\$21,806</i>	<i>\$8,499</i>	<i>\$23,369</i>	<i>\$8,804</i>	<i>\$24,254</i>	<i>\$9,084</i>	<i>\$25,474</i>	<i>\$9,412</i>	<i>\$26,358</i>	<i>\$9,754</i>	<i>\$27,270</i>	<i>\$10,068</i>	<i>\$28,118</i>	<i>\$9,952</i>	<i>\$28,614</i>	<i>\$10,381</i>	<i>\$29,489</i>
Total Tuition & Required Fees	\$8,346	\$21,632	\$8,838	\$22,908	\$9,156	\$23,732	\$9,786	\$25,362	\$10,168	\$26,352	\$10,488	\$27,644	\$10,816	\$28,528	\$11,158	\$29,440	\$11,482	\$30,298	\$11,856	\$31,284	\$12,262	\$32,362
Percent of Total Fees																						
Debt Service	7.7%	5.9%	8.7%	6.4%	8.4%	6.2%	7.8%	5.8%	8.3%	6.0%	8.4%	6.0%	8.2%	5.8%	7.9%	5.6%	7.7%	5.4%	7.8%	5.4%	6.9%	5.7%
Capital Expenditures	1.4%	0.5%	0.5%	0.2%	0.5%	0.2%	0.8%	0.3%	0.8%	0.3%	0.8%	0.3%	0.7%	0.3%	0.7%	0.3%	0.7%	0.3%	0.7%	0.3%	0.7%	0.2%
Dedicated Fees	4.9%	1.9%	4.6%	1.8%	4.5%	1.7%	4.5%	1.7%	4.3%	1.7%	4.2%	1.6%	4.1%	1.5%	4.0%	1.5%	3.9%	1.5%	7.6%	2.9%	7.8%	2.9%
Educational & General	86.0%	91.7%	86.2%	91.6%	86.7%	91.9%	86.8%	92.1%	86.6%	92.0%	86.6%	92.2%	87.0%	92.4%	87.4%	92.6%	87.7%	92.8%	83.9%	91.5%	84.7%	91.1%
Total	100.0%	100.0%	100.0%	100.0%	100.0%	100.0%	100.0%	100.0%	100.0%	100.0%	100.0%	100.0%	100.0%	100.0%	100.0%	100.0%	100.0%	100.0%	100.0%	100.0%	100.0%	100.0%
Cost Per Credit Hour (For Part-time Students)																						
Out-of-State Differential		\$13,286		\$14,070		\$14,576		\$15,576		\$16,184		\$17,156		\$17,712		\$18,282		\$18,816		\$19,428		\$20,100

Excludes Medicine, Dentistry, and Pharmacy. Includes Nursing and Health Professionals.

Disclaimer: The tuition and fees listed are those presently in effect. By action of the Institutions' Board of Trustees or the South Carolina Legislature, they are subject to change at any time.