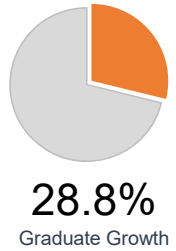
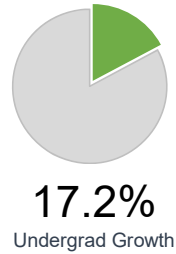
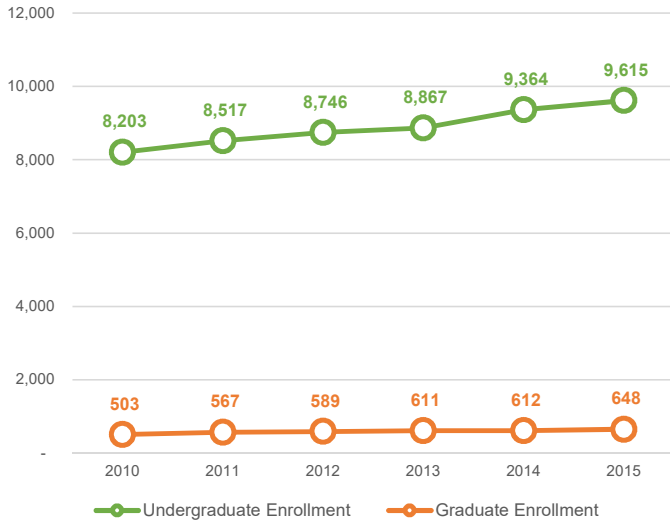


KEY INDICATOR REPORT

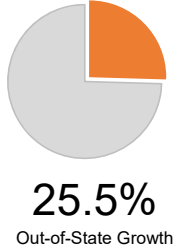
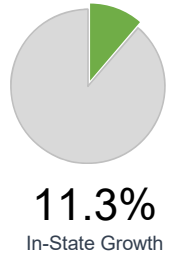
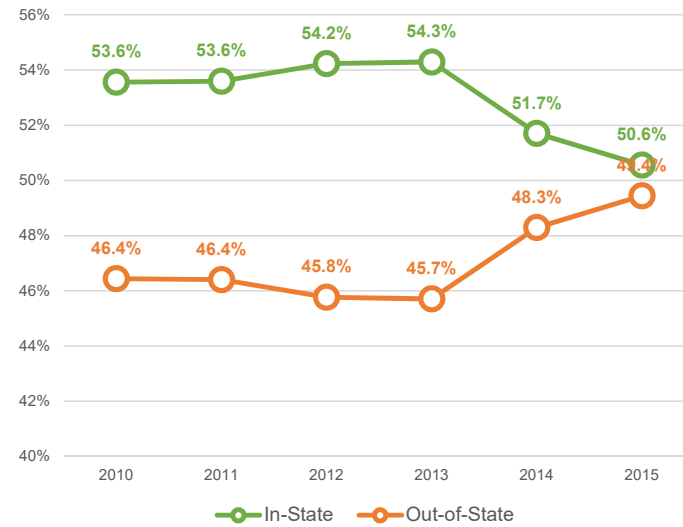
Coastal Carolina University



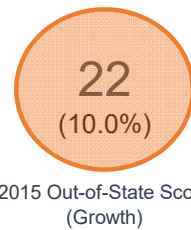
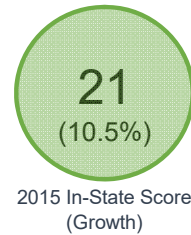
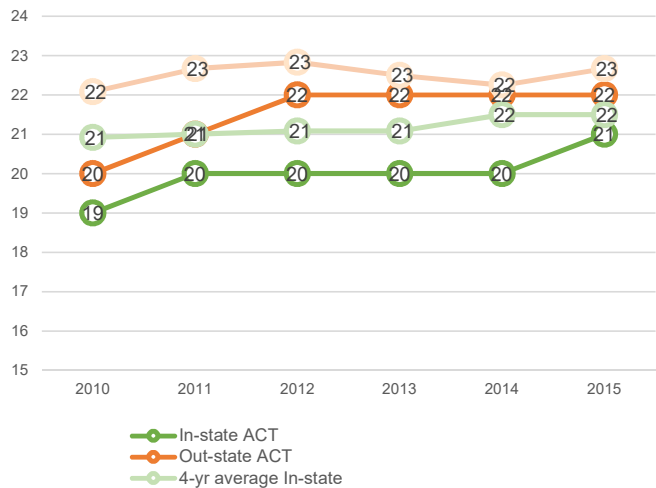
ENROLLMENT



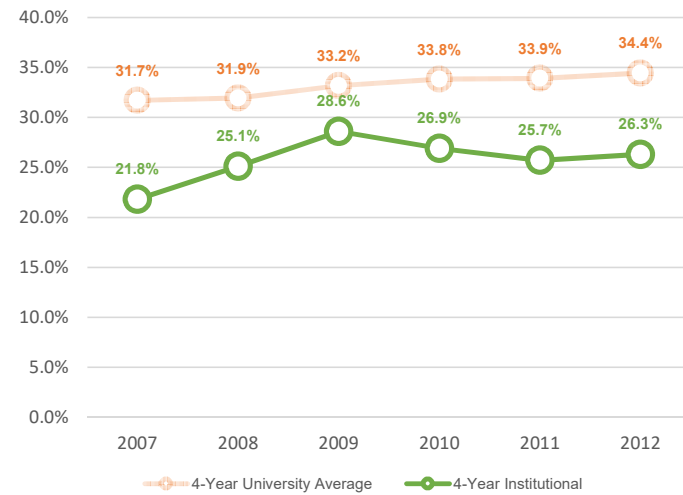
RESIDENCY (Undergraduate)



ACT SCORE



GRADUATION RATE (4-YEAR)



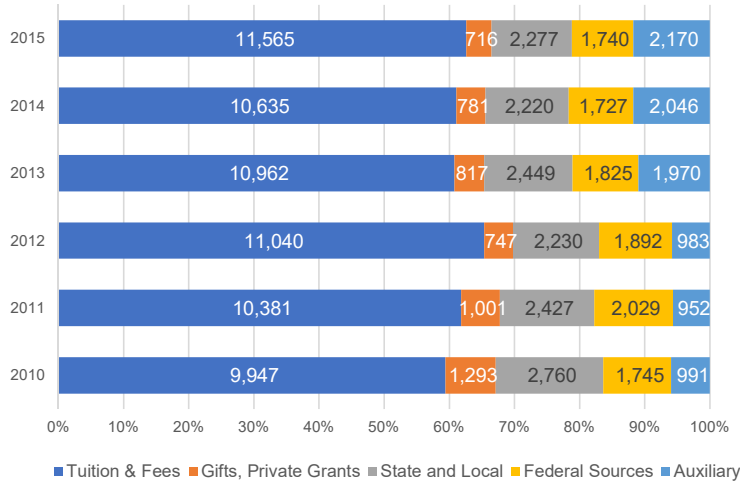
Sources: SAT Scores for Graduating Seniors, 2009-2016. South Carolina Department of Education. (online: <http://ed.sc.gov/data/test-scores/national-assessments/sat/>). Graduation Rates SC Public Research and Comprehensive Teaching Institutions, 2008-2012. SC Commission on Higher Education Statistical Abstract, various years. Graduation rates represent rate for first-time, full-time freshmen entering institution four years prior. Enrollment and residency status. National Center for Education Statistics. IPEDS: Integrated Postsecondary Education Data System. (online: <https://nces.ed.gov/ipeds/Home/UseTheData>).

FINANCIAL INDICATOR REPORT

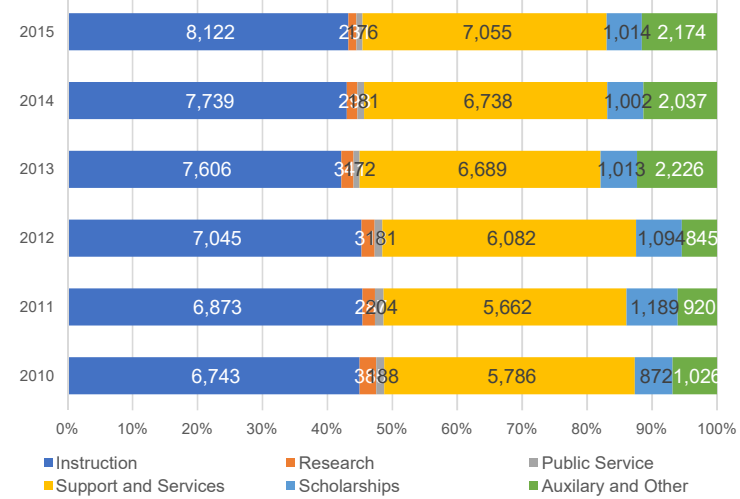


Coastal Carolina University

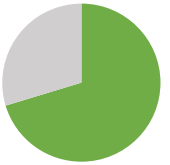
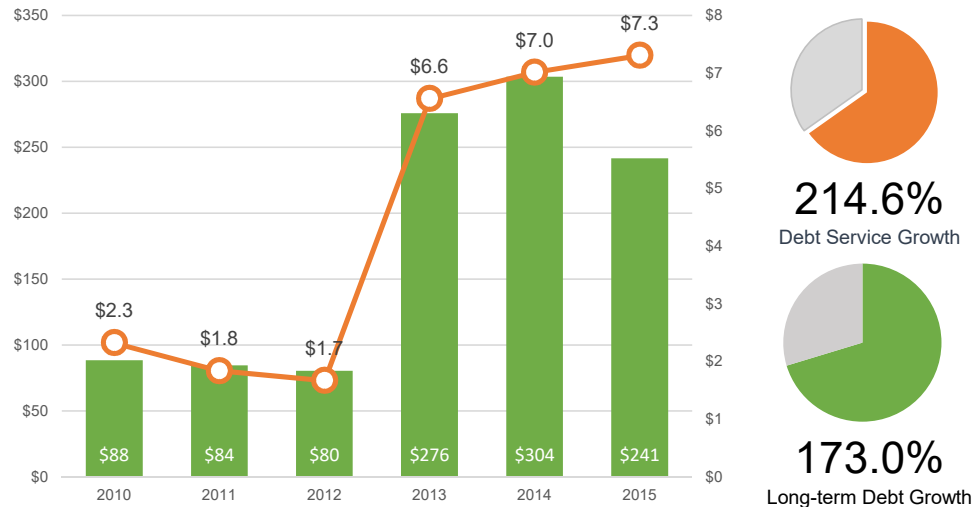
REVENUES PER STUDENT by Category (2016 dollars)



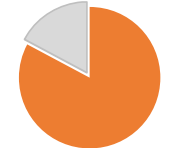
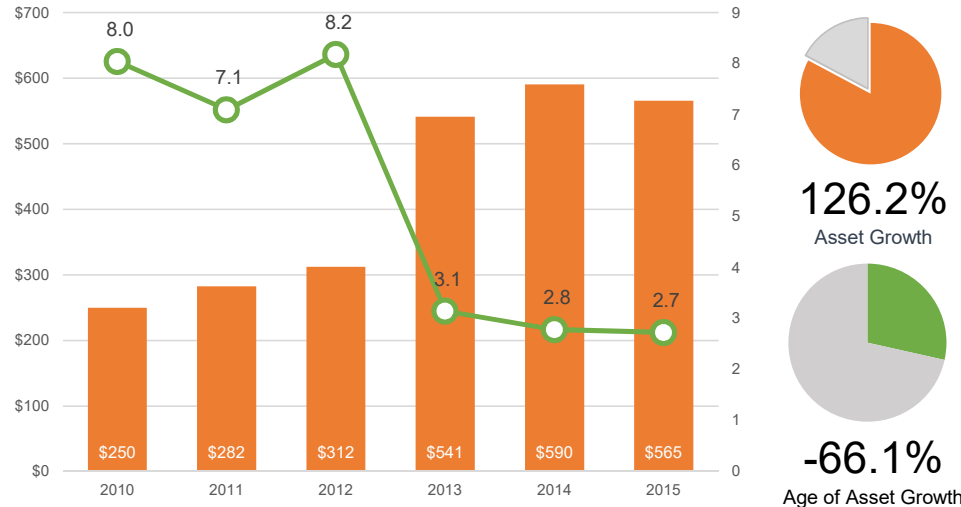
EXPENSES PER STUDENT by Category (2016 dollars)



LONG TERM DEBT vs. DEBT SERVICE (Millions)



TOTAL ASSETS (Left, Millions) vs. AVERAGE AGE OF ASSETS (Right, Years)



Sources: Financial Data. National Center for Education Statistics. IPEDS : Integrated Postsecondary Education Data System. (online: <https://nces.ed.gov/ipeds/Home/UseTheData>).

Analysis of Tuition & Required Fees for Full-time¹ Undergraduate Students
Coastal Carolina University

Allocation of Tuition & Required Fees	2008-2009		2009-2010		2010-2011		2011-2012		2012-2013		2013-2014		2014-2015*		2015-2016		2016-2017		2017-2018	
	In-State	Out-of-State	In-State	Out-of-State	In-State	Out-of-State	In-State	Out-of-State	In-State	Out-of-State	In-State	Out-of-State	In-State	Out-of-State	In-State	Out-of-State	In-State	Out-of-State	In-State	Out-of-State
Registration Fee	\$0	\$0	\$0	\$0	\$0	\$0	\$0	\$0	\$0	\$0	\$0	\$0	\$0	\$0	\$0	\$0	\$0	\$0	\$0	\$0
Debt Service (Institutional Bonds)	\$1,050	\$1,050	\$1,050	\$1,050	\$1,050	\$1,050	\$1,050	\$1,050	\$1,050	\$1,050	\$950	\$950	\$890	\$890	\$890	\$890	\$810	\$810	\$810	\$810
Debt Service (Revenue Bonds)	\$0	\$0	\$0	\$0	\$0	\$0	\$0	\$0	\$0	\$0	\$0	\$0	\$0	\$0	\$0	\$0	\$80	\$80	\$80	\$80
<i>Subtotal for Debt Service</i>	<i>\$1,050</i>	<i>\$1,050</i>	<i>\$1,050</i>	<i>\$1,050</i>	<i>\$1,050</i>	<i>\$1,050</i>	<i>\$1,050</i>	<i>\$1,050</i>	<i>\$1,050</i>	<i>\$1,050</i>	<i>\$950</i>	<i>\$950</i>	<i>\$890</i>	<i>\$890</i>	<i>\$890</i>	<i>\$890</i>	<i>\$890</i>	<i>\$890</i>	<i>\$890</i>	<i>\$890</i>
Plant Improvement (Capital Expenditures)	\$0	\$0	\$0	\$0	\$300	\$300	\$300	\$300	\$300	\$300	\$0	\$0	\$0	\$0	\$0	\$0	\$0	\$0	\$0	\$0
Maintenance Repair & Renovation Reserve	\$300	\$300	\$300	\$300	\$0	\$0	\$0	\$0	\$0	\$0	\$300	\$300	\$300	\$300	\$300	\$300	\$300	\$300	\$300	\$300
<i>Subtotal for Capital Expenditures</i>	<i>\$300</i>	<i>\$300</i>	<i>\$300</i>	<i>\$300</i>	<i>\$300</i>	<i>\$300</i>	<i>\$300</i>	<i>\$300</i>	<i>\$300</i>	<i>\$300</i>	<i>\$300</i>	<i>\$300</i>	<i>\$300</i>	<i>\$300</i>	<i>\$300</i>	<i>\$300</i>	<i>\$300</i>	<i>\$300</i>	<i>\$300</i>	<i>\$300</i>
Medical Fees (Dedicated)	\$0	\$0	\$0	\$0	\$0	\$0	\$0	\$0	\$0	\$0	\$0	\$0	\$0	\$0	\$0	\$0	\$0	\$0	\$0	\$0
Intercollegiate Athletics (Dedicated)	\$350	\$700	\$350	\$700	\$350	\$700	\$350	\$700	\$350	\$700	\$350	\$700	\$350	\$700	\$530	\$530	\$530	\$530	\$530	\$530
Student Activities (Dedicated)	\$40	\$40	\$0	\$0	\$0	\$0	\$0	\$0	\$0	\$0	\$0	\$0	\$0	\$0	\$0	\$0	\$0	\$0	\$0	\$0
Instructional Technology (Dedicated)	\$0	\$0	\$0	\$0	\$0	\$0	\$0	\$0	\$0	\$0	\$0	\$0	\$0	\$0	\$0	\$0	\$180	\$180	\$180	\$180
<i>Dedicated Expenditures</i>	<i>\$390</i>	<i>\$740</i>	<i>\$350</i>	<i>\$700</i>	<i>\$350</i>	<i>\$700</i>	<i>\$350</i>	<i>\$700</i>	<i>\$350</i>	<i>\$700</i>	<i>\$350</i>	<i>\$700</i>	<i>\$350</i>	<i>\$700</i>	<i>\$530</i>	<i>\$530</i>	<i>\$710</i>	<i>\$710</i>	<i>\$710</i>	<i>\$710</i>
Student Activity Fees (E&G)	\$0	\$0	\$40	\$40	\$40	\$40	\$40	\$40	\$40	\$40	\$40	\$40	\$40	\$40	\$40	\$40	\$40	\$40	\$40	\$40
Education and General, Other	\$6,910	\$16,000	\$7,210	\$16,680	\$7,650	\$18,180	\$8,020	\$19,470	\$8,020	\$19,960	\$8,120	\$20,780	\$8,640	\$21,630	\$8,770	\$22,560	\$8,936	\$23,180	\$9,260	\$23,932
<i>Total E&G</i>	<i>\$6,910</i>	<i>\$16,000</i>	<i>\$7,250</i>	<i>\$16,720</i>	<i>\$7,690</i>	<i>\$18,220</i>	<i>\$8,060</i>	<i>\$19,510</i>	<i>\$8,060</i>	<i>\$20,000</i>	<i>\$8,160</i>	<i>\$20,820</i>	<i>\$8,680</i>	<i>\$21,670</i>	<i>\$8,810</i>	<i>\$22,600</i>	<i>\$8,976</i>	<i>\$23,220</i>	<i>\$9,300</i>	<i>\$23,972</i>
Total Tuition & Required Fees	\$8,650	\$18,090	\$8,950	\$18,770	\$9,390	\$20,270	\$9,760	\$21,560	\$9,760	\$22,050	\$9,760	\$22,770	\$10,220	\$23,560	\$10,530	\$24,320	\$10,876	\$25,120	\$11,200	\$25,872
Percent of Total Fees																				
Debt Service	12.1%	5.8%	11.7%	5.6%	11.2%	5.2%	10.8%	4.9%	10.8%	4.8%	9.7%	4.2%	8.7%	3.8%	8.5%	3.7%	8.2%	3.5%	7.9%	3.4%
Capital Expenditures	3.5%	1.7%	3.4%	1.6%	3.2%	1.5%	3.1%	1.4%	3.1%	1.4%	3.1%	1.3%	2.9%	1.3%	2.8%	1.2%	2.8%	1.2%	2.7%	1.2%
Dedicated Fees	4.5%	4.1%	3.9%	3.7%	3.7%	3.5%	3.6%	3.2%	3.6%	3.2%	3.6%	3.1%	3.4%	3.0%	5.0%	2.2%	6.5%	2.8%	6.3%	2.7%
Educational & General	79.9%	88.4%	81.0%	89.1%	81.9%	89.9%	82.6%	90.5%	82.6%	90.7%	83.6%	91.4%	84.9%	92.0%	83.7%	92.9%	82.5%	92.4%	83.0%	92.7%
Total	100.0%	100.0%	100.0%	100.0%	100.0%	100.0%	100.0%	100.0%	100.0%	100.0%	100.0%	100.0%	100.0%	100.0%	100.0%	100.0%	100.0%	100.0%	100.0%	100.0%
Cost Per Credit Hour² (For Part-time Students)			\$373	\$782	\$390	\$845	\$407	\$898	\$407	\$920	\$420	\$955	\$429	\$979	\$442	\$1,010	\$456	\$1,044	\$469	\$1,075
Out-of-State Differential		\$9,440		\$9,820		\$10,880		\$11,800		\$12,290		\$13,010		\$13,340		\$13,790		\$14,244		\$14,672

¹Tuition and fees provided are for 24 hours or more. All tuition and fees presented cover 30 semester hours required for state scholarships.

²Academic Year 2009-2010 was the first year cost per credit hour for part-time students was collected.

*Includes Spring increase of \$80 to E&G

Disclaimer: The tuition and fees listed are those presently in effect. By action of the Institutions' Board of Trustees or the South Carolina Legislature, they are subject to change at any time.