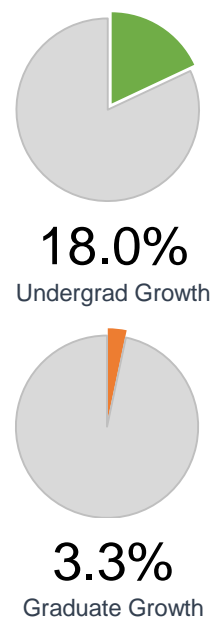
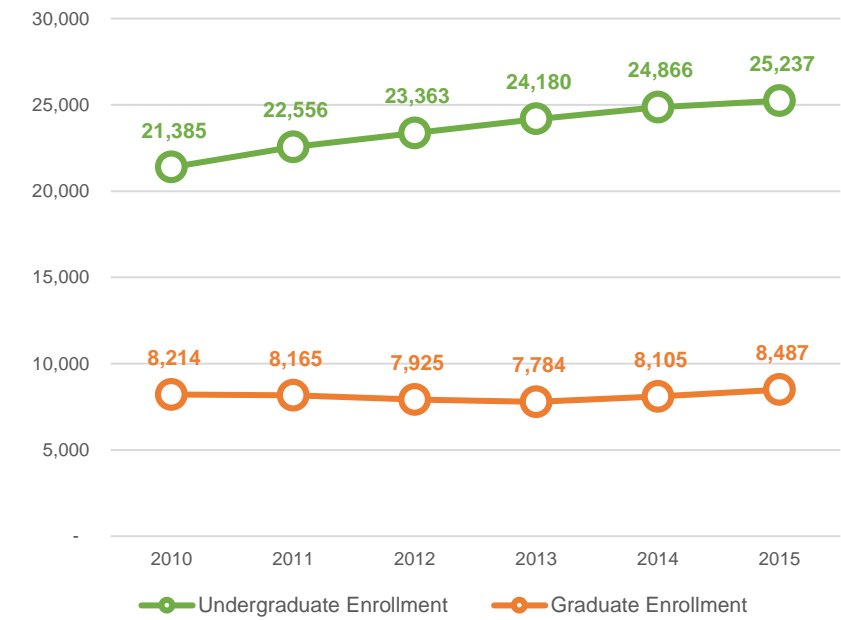


# KEY INDICATOR REPORT

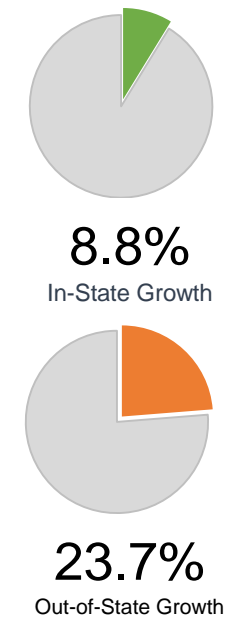
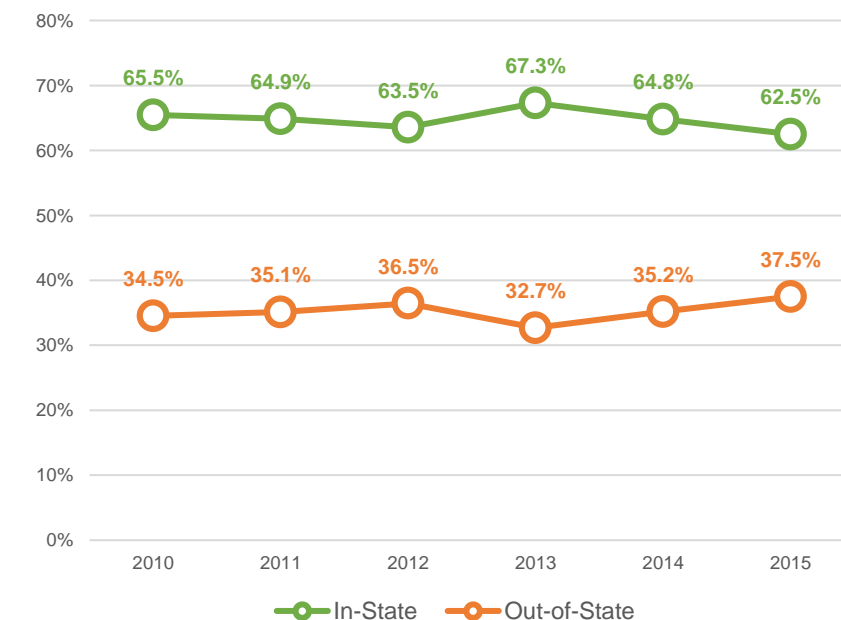
U.S.C. - Columbia



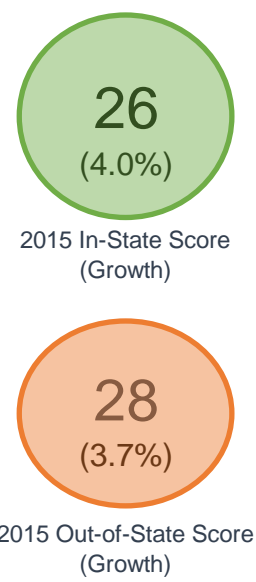
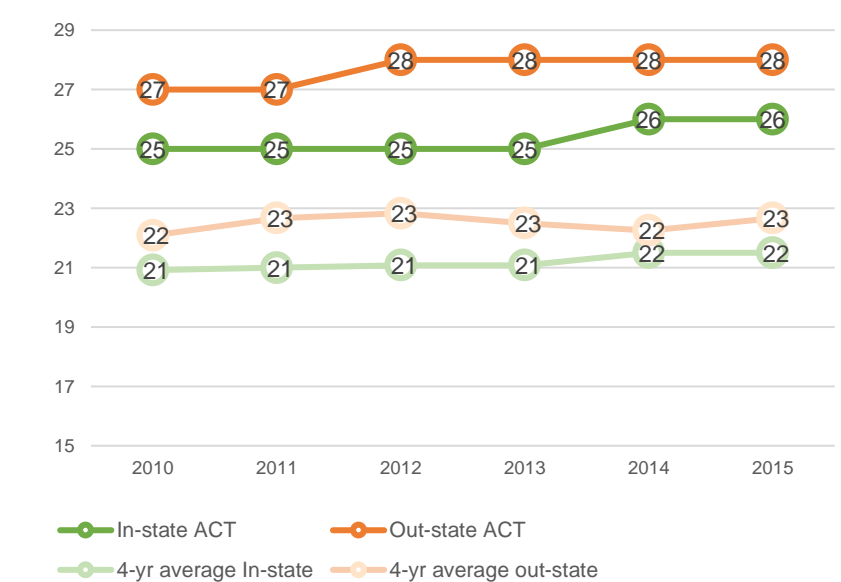
## ENROLLMENT



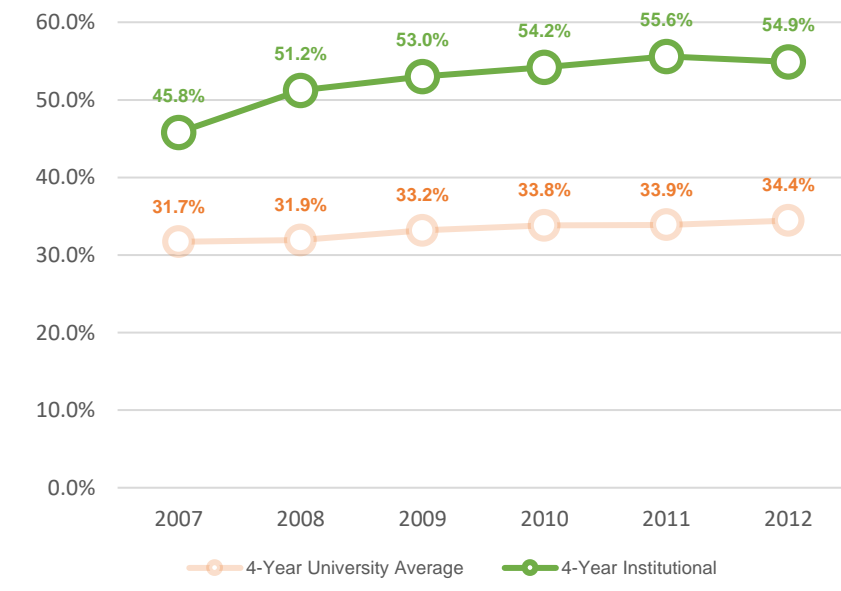
## RESIDENCY (Undergraduate)



## ACT SCORE



## GRADUATION RATE (4-YEAR)



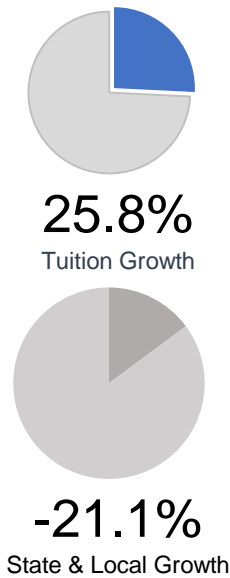
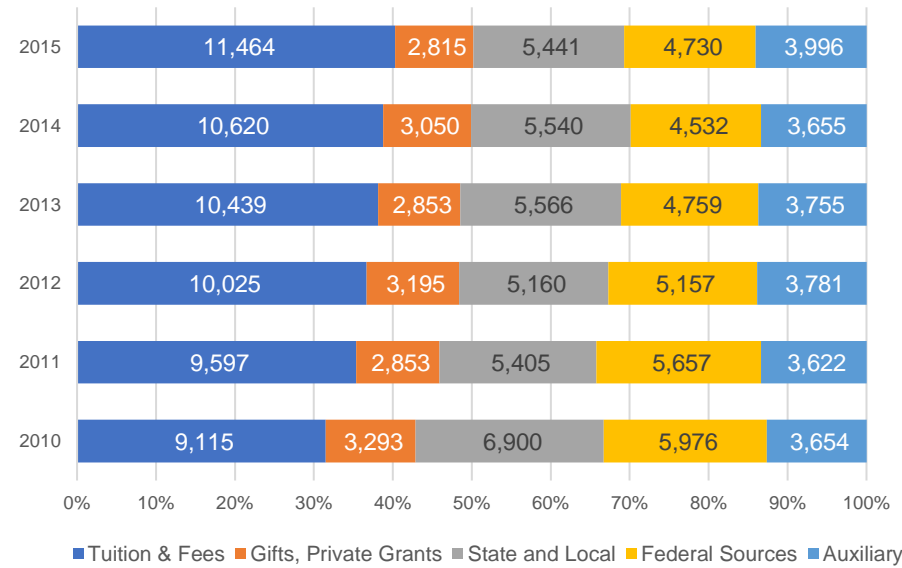
Sources: SAT Scores for Graduating Seniors, 2009-2016. South Carolina Department of Education. (online: <http://ed.sc.gov/data/test-scores/national-assessments/sat/>). Graduation Rates SC Public Research and Comprehensive Teaching Institutions, 2008-2012. SC Commission on Higher Education Statistical Abstract, various years. Graduation rates represent rate for first-time, full-time freshmen entering institution four years prior. Enrollment and residency status. National Center for Education Statistics. IPEDS : Integrated Postsecondary Education Data System. (online: <https://nces.ed.gov/ipeds/Home/UseTheData>).

# FINANCIAL INDICATOR REPORT

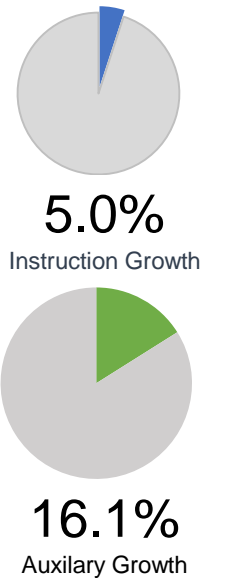
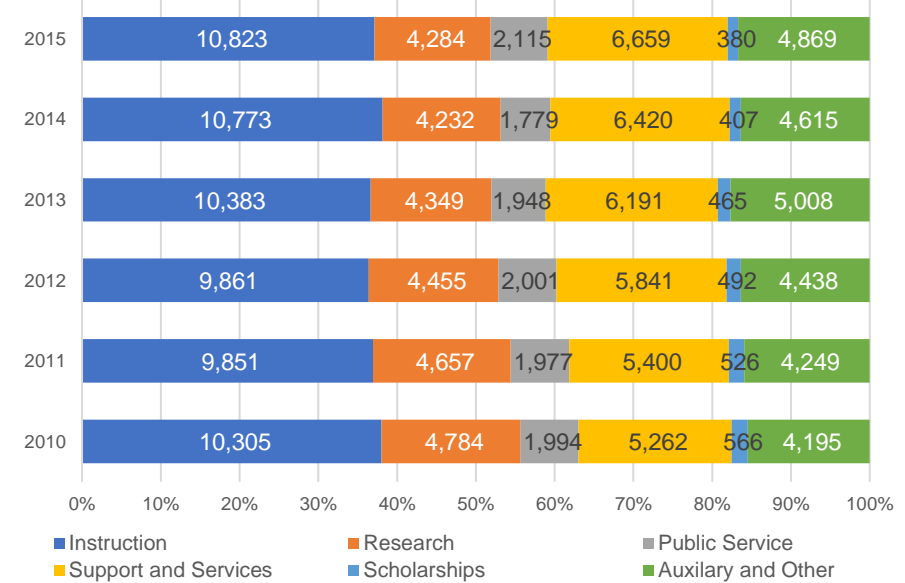


## U.S.C. - Columbia

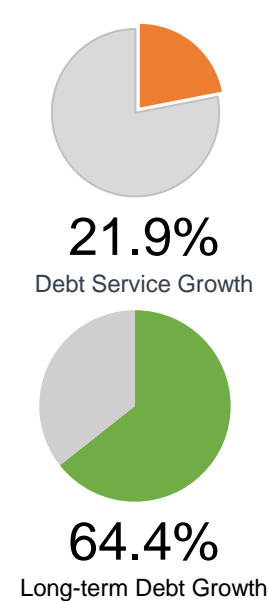
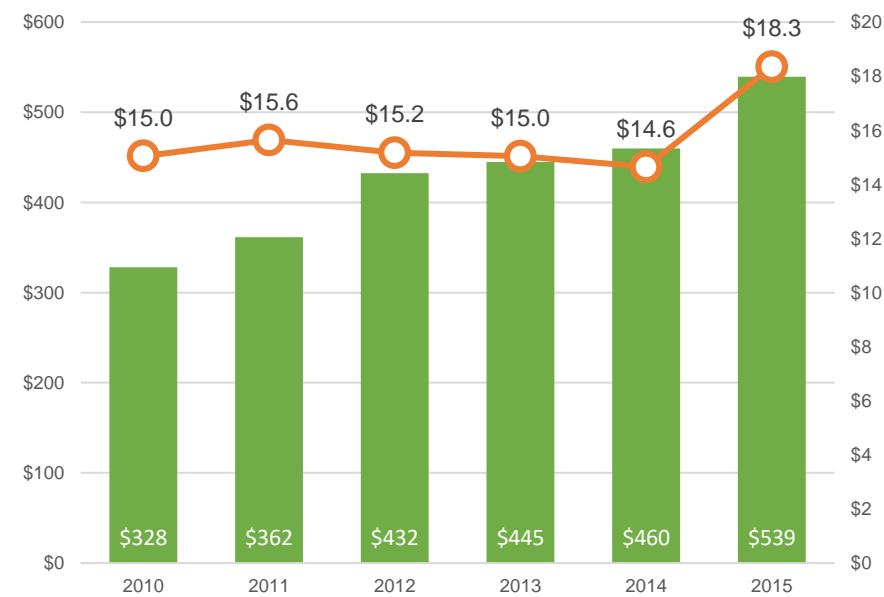
### REVENUES PER STUDENT by Category (2016 dollars)



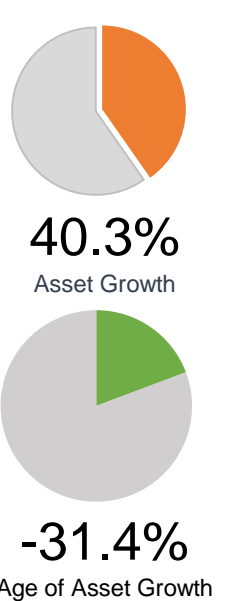
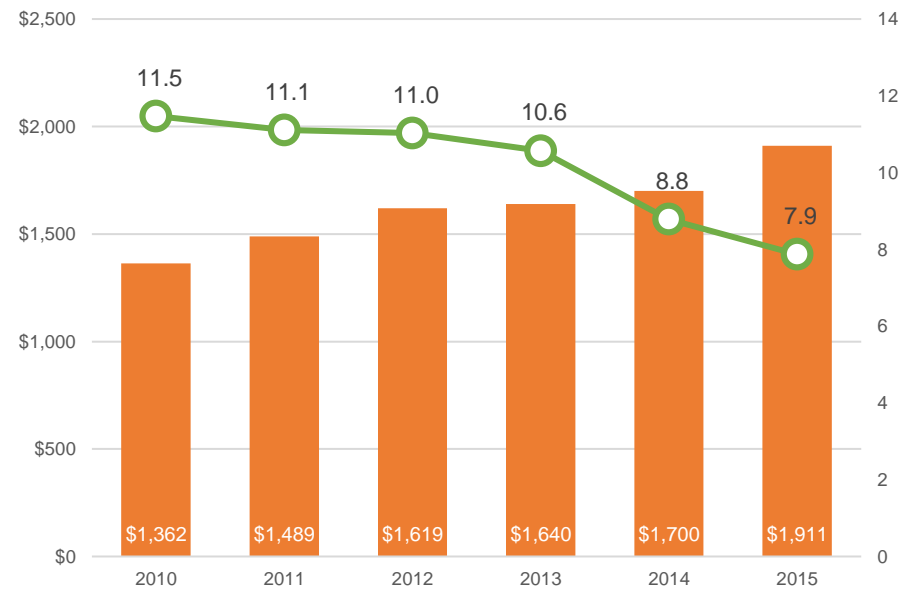
### EXPENSES PER STUDENT by Category (2016 dollars)



### LONG TERM DEBT vs. DEBT SERVICE (Millions)



### TOTAL ASSETS (Left, Millions) vs. AVERAGE AGE OF ASSETS (Right, Years)



Sources: Financial Data. National Center for Education Statistics. IPEDS : Integrated Postsecondary Education Data System. (online: <https://nces.ed.gov/ipeds/Home/UseTheData>).

**Analysis of Tuition & Required Fees for Full-time<sup>1</sup> Undergraduate Students  
USC Columbia**

Allocation of Tuition & Required Fees	2008-2009		2009-2010		2010-2011		2011-2012		2012-2013		2013-2014		2014-2015		2015-2016		2016-2017		2017-2018*	
	In-State	Out-of-State	In-State	Out-of-State	In-State	Out-of-State	In-State	Out-of-State	In-State	Out-of-State	In-State	Out-of-State	In-State	Out-of-State	In-State	Out-of-State	In-State	Out-of-State	In-State	Out-of-State
Registration Fee	\$0	\$0	\$0	\$0	\$0	\$0	\$0	\$0	\$0	\$0	\$0	\$0	\$0	\$0	\$0	\$0	\$0	\$0	\$0	\$0
Debt Service (Institutional Bonds)	\$696	\$1,402	\$696	\$1,402	\$696	\$1,402	\$773	\$1,507	\$813	\$1,579	\$813	\$1,579	\$813	\$1,579	\$813	\$1,579	\$850	\$1,616	\$750	\$1,580
Debt Service (Revenue Bonds)	\$69	\$69	\$69	\$69	\$69	\$69	\$69	\$69	\$69	\$69	\$69	\$69	\$69	\$69	\$69	\$69	\$70	\$70	\$0	\$162
<i>Subtotal for Debt Service</i>	<i>\$765</i>	<i>\$1,471</i>	<i>\$765</i>	<i>\$1,471</i>	<i>\$765</i>	<i>\$1,471</i>	<i>\$842</i>	<i>\$1,576</i>	<i>\$882</i>	<i>\$1,648</i>	<i>\$882</i>	<i>\$1,648</i>	<i>\$882</i>	<i>\$1,648</i>	<i>\$882</i>	<i>\$1,648</i>	<i>\$920</i>	<i>\$1,686</i>	<i>\$750</i>	<i>\$1,742</i>
Plant Improvement (Capital Expenditures)	\$0	\$0	\$0	\$0	\$0	\$0	\$0	\$0	\$0	\$0	\$0	\$0	\$0	\$0	\$0	\$0	\$0	\$0	\$0	\$0
Maintenance Repair & Renovation Reserve	\$45	\$45	\$45	\$45	\$80	\$80	\$80	\$80	\$80	\$80	\$80	\$80	\$80	\$80	\$80	\$80	\$80	\$80	\$80	\$80
<i>Subtotal for Capital Expenditures</i>	<i>\$45</i>	<i>\$45</i>	<i>\$45</i>	<i>\$45</i>	<i>\$80</i>	<i>\$80</i>	<i>\$80</i>	<i>\$80</i>	<i>\$80</i>	<i>\$80</i>	<i>\$80</i>	<i>\$80</i>	<i>\$80</i>	<i>\$80</i>	<i>\$80</i>	<i>\$80</i>	<i>\$80</i>	<i>\$80</i>	<i>\$80</i>	<i>\$80</i>
Medical Fees (Dedicated)	\$306	\$306	\$306	\$306	\$338	\$338	\$338	\$338	\$338	\$338	\$338	\$338	\$338	\$338	\$348	\$348	\$320	\$320	\$331	\$331
Intercollegiate Athletics (Dedicated)	\$104	\$104	\$104	\$104	\$104	\$104	\$104	\$104	\$104	\$104	\$104	\$104	\$104	\$104	\$104	\$104	\$104	\$104	\$104	\$104
Student Activities (Dedicated)	\$0	\$0	\$0	\$0	\$0	\$0	\$0	\$0	\$0	\$0	\$0	\$0	\$0	\$0	\$0	\$0	\$0	\$0	\$136	\$136
Instructional Technology (Dedicated)	\$0	\$0	\$0	\$0	\$0	\$0	\$0	\$0	\$0	\$0	\$0	\$0	\$0	\$0	\$0	\$0	\$480	\$480	\$480	\$480
<i>Dedicated Expenditures</i>	<i>\$410</i>	<i>\$410</i>	<i>\$410</i>	<i>\$410</i>	<i>\$442</i>	<i>\$442</i>	<i>\$442</i>	<i>\$442</i>	<i>\$442</i>	<i>\$442</i>	<i>\$442</i>	<i>\$442</i>	<i>\$442</i>	<i>\$442</i>	<i>\$452</i>	<i>\$452</i>	<i>\$904</i>	<i>\$904</i>	<i>\$1,051</i>	<i>\$1,051</i>
Student Activity Fees (E&G)	\$232	\$232	\$240	\$240	\$240	\$240	\$240	\$240	\$246	\$246	\$246	\$246	\$250	\$250	\$250	\$250	\$174	\$174	\$202	\$202
Education and General, Other	\$7,386	\$20,750	\$7,696	\$21,566	\$8,259	\$23,129	\$8,564	\$24,014	\$8,838	\$25,228	\$9,166	\$26,112	\$9,504	\$27,020	\$9,818	\$27,868	\$9,778	\$28,440	\$10,179	\$29,287
<i>Total E&amp;G</i>	<i>\$7,618</i>	<i>\$20,982</i>	<i>\$7,936</i>	<i>\$21,806</i>	<i>\$8,499</i>	<i>\$23,369</i>	<i>\$8,804</i>	<i>\$24,254</i>	<i>\$9,084</i>	<i>\$25,474</i>	<i>\$9,412</i>	<i>\$26,358</i>	<i>\$9,754</i>	<i>\$27,270</i>	<i>\$10,068</i>	<i>\$28,118</i>	<i>\$9,952</i>	<i>\$28,614</i>	<i>\$10,381</i>	<i>\$29,489</i>
<b>Total Tuition &amp; Required Fees<sup>2</sup></b>	<b>\$8,838</b>	<b>\$22,908</b>	<b>\$9,156</b>	<b>\$23,732</b>	<b>\$9,786</b>	<b>\$25,362</b>	<b>\$10,168</b>	<b>\$26,352</b>	<b>\$10,488</b>	<b>\$27,644</b>	<b>\$10,816</b>	<b>\$28,528</b>	<b>\$11,158</b>	<b>\$29,440</b>	<b>\$11,482</b>	<b>\$30,298</b>	<b>\$11,856</b>	<b>\$31,284</b>	<b>\$12,262</b>	<b>\$32,362</b>
<b>Percent of Total Fees</b>																				
Debt Service	8.7%	6.4%	8.4%	6.2%	7.8%	5.8%	8.3%	6.0%	8.4%	6.0%	8.2%	5.8%	7.9%	5.6%	7.7%	5.4%	7.8%	5.4%	6.1%	5.4%
Capital Expenditures	0.5%	0.2%	0.5%	0.2%	0.8%	0.3%	0.8%	0.3%	0.8%	0.3%	0.7%	0.3%	0.7%	0.3%	0.7%	0.3%	0.7%	0.3%	0.7%	0.2%
Dedicated Fees	4.6%	1.8%	4.5%	1.7%	4.5%	1.7%	4.3%	1.7%	4.2%	1.6%	4.1%	1.5%	4.0%	1.5%	3.9%	1.5%	7.6%	2.9%	8.6%	3.2%
Educational & General	86.2%	91.6%	86.7%	91.9%	86.8%	92.1%	86.6%	92.0%	86.6%	92.2%	87.0%	92.4%	87.4%	92.6%	87.7%	92.8%	83.9%	91.5%	84.7%	91.1%
<b>Total</b>	<b>100.0%</b>	<b>100.0%</b>	<b>100.0%</b>	<b>100.0%</b>	<b>100.0%</b>	<b>100.0%</b>	<b>100.0%</b>	<b>100.0%</b>	<b>100.0%</b>	<b>100.0%</b>	<b>100.0%</b>	<b>100.0%</b>	<b>100.0%</b>	<b>100.0%</b>	<b>100.0%</b>	<b>100.0%</b>	<b>100.0%</b>	<b>100.0%</b>	<b>100.0%</b>	<b>100.0%</b>
<b>Cost Per Credit Hour<sup>3</sup></b> (For Part-time Students)			\$427	\$1,082	\$417	\$1,067	\$424	\$1,099	\$438	\$1,153	\$451	\$1,189	\$465	\$1,227	\$479	\$1,263	\$494	\$1,304	\$511	\$1,349
<b>Out-of-State Differential</b>		<b>\$14,070</b>		<b>\$14,576</b>		<b>\$15,576</b>		<b>\$16,184</b>		<b>\$17,156</b>		<b>\$17,712</b>		<b>\$18,282</b>		<b>\$18,816</b>		<b>\$19,428</b>		<b>\$20,100</b>

<sup>1</sup>Tuition and fees provided are for 24 hours or more. All tuition and fees presented cover 30 semester hours required for state scholarships.

<sup>2</sup>Excludes Medicine, Law, and Pharmacy

<sup>3</sup>Academic Year 2009-2010 was the first year cost per credit hour for part-time students was collected.

\*2017-2018 tuition and fees updated March 2018 as requested by the institution

Disclaimer: The tuition and fees listed are those presently in effect. By action of the Institutions' Board of Trustees or the South Carolina Legislature, they are subject to change at any time.

**Building Condition Survey &  
Calculation for E&G Building Maintenance Needs**  
(Updated with *Fall 2017* CHEMIS Building Data Summary)

For Data Reported Through

11/14/2017

E&G Facilities

USC Columbia & SOM

Bldg ID	Building Name	Gross Area	Total E&G	% E&G	CHEMIS Building Replacement Cost (RCB)*	CHEMIS Bldg. Condition Code (BCC)*	Amount to Bring E&G Space to Like-New Condition	Acceptable Maintenance Level	Total Amount Needed to Address E&G Maintenance Needs	Funding Per Year to Eliminate E&G Maintenance Needs Over 20 Years	Annual Amount Required to Maintain E&G Space (APPA Avg. 3%)	Total Need Per Year to Address E&G Maintenance Needs
		[1]	[2]	[3]	[4]	[5]	[6]	[7]	[8]	[9]	[10]	[11]
				Col. 2 / Col. 1			(RCB * %E&G) * ((100-BCC) * .01))	(RCB * %E&G) * 10%	If BCC<90, Col. 6 - Col. 7	Col. 8/ 20	(RCB * %E&G) * 3%	Col. 9 + Col. 10
1	JAMES F. BYRNES BUILDING	90,260	90,260	100%	\$11,837,893	45	\$6,510,841	\$1,183,789	\$5,327,052	\$266,353	\$355,137	\$621,489
4	SOUTH CAROLINIANA LIBRARY	22,843	22,843	100%	\$5,202,050	35	\$3,381,333	\$520,205	\$2,861,128	\$143,056	\$156,062	\$299,118
5	920 SUMTER STREET	8,296	8,296	100%	\$3,035,326	40	\$1,821,196	\$303,533	\$1,517,663	\$75,883	\$91,060	\$166,943
6	FLINN HALL	10,265	10,265	100%	\$2,044,408	29	\$1,451,530	\$204,441	\$1,247,089	\$62,354	\$61,332	\$123,687
7	1321 Pendleton	17,506	17,506	100%	\$1,809,696	45	\$995,333	\$180,970	\$814,363	\$40,718	\$54,291	\$95,009
8	HARPER ELLIOTT COLLEGE	26,805	8,814	33%	\$3,759,424	63	\$459,026	\$124,061	\$334,965	\$16,748	\$37,218	\$53,967
10	MCCUTCHEN HOUSE	15,782	12,991	82%	\$3,494,045	23	\$2,206,140	\$286,512	\$1,919,628	\$95,981	\$85,954	\$181,935
11	DESAUSSURE COLLEGE	25,459	8,207	32%	\$4,551,618	62	\$553,477	\$145,652	\$407,825	\$20,391	\$43,696	\$64,087
12	THORNWELL ANNEX	38,421	15,541	40%	\$5,048,949	33	\$1,353,118	\$201,958	\$1,151,160	\$57,558	\$60,587	\$118,145
14	OSBORNE ADMINISTRATION	21,617	21,616	100%	\$3,068,402	27	\$2,239,933	\$306,840	\$1,933,093	\$96,655	\$92,052	\$188,707
15	MCKISSICK	60,523	60,523	100%	\$11,358,109	56	\$4,997,568	\$1,135,811	\$3,861,757	\$193,088	\$340,743	\$533,831
16	HAMILTON COLLEGE	59,791	46,814	78%	\$7,693,842	87	\$780,156	\$600,120	\$180,036	\$9,002	\$180,036	\$189,038
17	SLOAN COLLEGE	26,298	26,298	100%	\$4,263,173	41	\$2,515,272	\$426,317	\$2,088,955	\$104,448	\$127,895	\$232,343
18	BARNWELL COLLEGE	58,623	57,913	99%	\$11,952,474	27	\$8,638,053	\$1,183,295	\$7,454,758	\$372,738	\$354,988	\$727,726
22	USC SCHOOL OF LAW	197,073	193,132	98%	\$1	100	\$0	\$0	\$0	\$0	\$0	\$0
28	1501 SENATE STREET	20,314	32,631	161%	\$4,842,073	31	\$5,379,059	\$779,574	\$4,599,485	\$229,974	\$233,872	\$463,846
028A	1527 SENATE STREET	4,354	4,354	100%	\$357,037	31	\$246,356	\$35,704	\$210,652	\$10,533	\$10,711	\$21,244
29	1600 HAMPTON STREET	261,981	182,177	70%	\$44,955,746	53	\$14,790,440	\$3,146,902	\$11,643,538	\$582,177	\$944,071	\$1,526,248
29A	1600 HAMPTON STREET ANNEX	31,872	17,234	54%	\$4,549,093	52	\$1,179,125	\$245,651	\$933,474	\$46,674	\$73,695	\$120,369
33	MCMASTER COLLEGE	80,901	80,641	100%	\$14,479,660	59	\$5,936,661	\$1,447,966	\$4,488,695	\$224,435	\$434,390	\$658,825
34	819 BARNWELL	4,375	4,375	100%	\$608,946	30	\$426,262	\$60,895	\$365,368	\$18,268	\$18,268	\$36,537
36	CLOSE HIPPO BUILDING	340,979	298,884	88%	\$87,440,920	47	\$40,782,445	\$7,694,801	\$33,087,644	\$1,654,382	\$2,308,440	\$3,962,822
38	1731 COLLEGE STREET	7,088	7,088	100%	\$979,300	27	\$714,889	\$97,930	\$616,959	\$30,848	\$29,379	\$60,227
45	1718 COLLEGE STREET	5,571	5,571	100%	\$471,499	26	\$348,909	\$47,150	\$301,759	\$15,088	\$14,145	\$29,233
46	1716 COLLEGE STREET	6,397	6,397	100%	\$752,641	29	\$534,375	\$75,264	\$459,111	\$22,956	\$22,579	\$45,535
47	1710 COLLEGE STREET	5,058	5,058	100%	\$498,452	29	\$353,901	\$49,845	\$304,056	\$15,203	\$14,954	\$30,156
51	GAMBRELL HALL	135,880	135,325	100%	\$34,776,827	59	\$14,258,499	\$3,477,683	\$10,780,816	\$539,041	\$1,043,305	\$1,582,346
52	ENRGY FAC EAST	23,641	23,641	100%	\$5,769,581	77	\$1,327,004	\$576,958	\$750,046	\$37,502	\$173,087	\$210,590
54	J WELSH HUMANITIES BLDG	70,782	67,136	95%	\$12,902,380	53	\$5,760,913	\$1,225,726	\$4,535,187	\$226,759	\$367,718	\$594,477
55	HUMANITIES CLASSROOM BLDG	59,979	59,979	100%	\$11,389,420	60	\$4,555,768	\$1,138,942	\$3,416,826	\$170,841	\$341,683	\$512,524
56	WILLIAMS BRICE BUILDING	82,642	82,642	100%	\$20,283,827	68	\$6,490,825	\$2,028,383	\$4,462,442	\$223,122	\$608,515	\$831,637
57	1714 COLLEGE STREET	8,175	8,175	100%	\$771,206	26	\$570,692	\$77,121	\$493,572	\$24,679	\$23,136	\$47,815
58	1728 COLLEGE STREET	5,957	5,957	100%	\$478,095	26	\$353,790	\$47,810	\$305,981	\$15,299	\$14,343	\$29,642
60	LECONTE COLLEGE	77,103	69,657	90%	\$14,288,129	25	\$9,644,487	\$1,285,932	\$8,358,555	\$417,928	\$385,779	\$803,707
61	PETIGRU COLLEGE	30,308	29,692	98%	\$5,599,892	91	\$493,910	\$548,789	\$0	\$0	\$164,637	\$164,637
62	DAVIS COLLEGE	22,962	22,963	100%	\$3,717,286	50	\$1,858,643	\$371,729	\$1,486,914	\$74,346	\$111,519	\$185,864
66	CURRELL COLLEGE	21,470	21,470	100%	\$3,981,602	38	\$2,468,593	\$398,160	\$2,070,433	\$103,522	\$119,448	\$222,970
67	RUTLEDGE COLLEGE	25,482	8,489	33%	\$4,355,415	73	\$388,067	\$143,729	\$244,339	\$12,217	\$43,119	\$55,336
69	PRESIDENT S HOUSE	13,926	13,926	100%	\$5,367,399	42	\$3,113,091	\$536,740	\$2,576,352	\$128,818	\$161,022	\$289,840
72	LEGARE PINCKNEY COLLEGE	25,234	6,770	27%	\$2,844,548	70	\$230,408	\$76,803	\$153,606	\$7,680	\$23,041	\$30,721
74	LIEBER COLLEGE	10,446	10,446	100%	\$1,966,860	25	\$1,475,145	\$196,686	\$1,278,459	\$63,923	\$59,006	\$122,929
76	HEALTH SCIENCES BUILDING	56,934	53,011	93%	\$11,460,498	94	\$639,496	\$1,065,826	\$0	\$0	\$319,748	\$319,748
78	DRAYTON HALL	20,829	20,829	100%	\$4,053,307	71	\$1,175,459	\$405,331	\$770,128	\$38,506	\$121,599	\$160,106
80	WARDLAW COLLEGE	88,834	86,203	97%	\$16,213,225	64	\$5,661,658	\$1,572,683	\$4,088,975	\$204,449	\$471,805	\$676,254
81	INVENTORY CENTRAL SUPPLY	29,200	29,200	100%	\$983,336	37	\$619,502	\$98,334	\$521,168	\$26,058	\$29,500	\$55,558
082A	MOTORPOOL	6,109	6,109	100%	\$377,284	45	\$207,506	\$37,728	\$169,778	\$8,489	\$11,319	\$19,807
082B	700 PENDLETON STREET	5,059	5,325	105%	\$521,011	49	\$279,001	\$54,706	\$224,295	\$11,215	\$16,412	\$27,627
83	FACILITIES CENTER	69,416	69,145	100%	\$6,826,976	58	\$2,867,330	\$682,698	\$2,184,632	\$109,232	\$204,809	\$314,041
083A	700 COLLEGE	15,973	15,973	100%	\$933,316	32	\$634,655	\$93,332	\$541,323	\$27,066	\$27,999	\$55,066
083B	720 COLLEGE	23,883	23,397	98%	\$1,321,092	43	\$737,962	\$129,467	\$608,495	\$30,425	\$38,840	\$69,265
84	CAROLINA COLISEUM	410,008	116,521	28%	\$96,984,586	58	\$11,405,387	\$2,715,568	\$8,689,819	\$434,491	\$814,671	\$1,249,161

Bldg ID	Building Name	Gross Area	Total E&G	% E&G	CHEMIS Building Replacement Cost (RCB)*	CHEMIS Bldg. Condition Code (BCC)*	Amount to Bring E&G Space to Like-New Condition	Acceptable Maintenance Level	Total Amount Needed to Address E&G Maintenance Needs	Funding Per Year to Eliminate E&G Maintenance Needs Over 20 Years	Annual Amount Required to Maintain E&G Space (APPA Avg. 3%)	Total Need Per Year to Address E&G Maintenance Needs
85	<a href="#">LAW CENTR</a>	193,971	192,847	99%	\$41,264,943	52	\$19,609,101	\$4,085,229	\$15,523,872	\$776,194	\$1,225,569	\$2,001,762
86	<a href="#">KOGER CENTER</a>	143,070	141,251	99%	\$38,926,250	86	\$5,395,178	\$3,853,699	\$1,541,480	\$77,074	\$1,156,110	\$1,233,184
86A	<a href="#">SCHOOL OF MUSIC</a>	111,241	111,241	100%	\$19,908,032	73	\$5,375,169	\$1,990,803	\$3,384,365	\$169,218	\$597,241	\$766,459
88	<a href="#">SUMWALT COLLEGE</a>	88,232	83,232	94%	\$12,784,160	64	\$4,326,160	\$1,201,711	\$3,124,449	\$156,222	\$360,513	\$516,736
89	<a href="#">EARTH WATER SCIENCE BLD</a>	82,845	80,068	97%	\$20,411,113	63	\$7,325,548	\$1,979,878	\$5,345,670	\$267,284	\$593,963	\$861,247
90	<a href="#">JONES PHYSICAL SCIENCES C</a>	192,503	192,124	100%	\$43,561,113	56	\$19,166,890	\$4,356,111	\$14,810,778	\$740,539	\$1,306,833	\$2,047,372
91	<a href="#">1215 DEVINE STREET</a>	5,671	5,671	100%	\$940,315	48	\$488,964	\$94,032	\$394,932	\$19,747	\$28,209	\$47,956
100	<a href="#">COKER LIFE SCIENCES</a>	185,998	185,073	100%	\$39,514,147	66	\$13,434,810	\$3,951,415	\$9,483,395	\$474,170	\$1,185,424	\$1,659,594
101	<a href="#">LONGSTREET ANEX</a>	20,698	20,698	100%	\$2,735,849	25	\$2,051,887	\$273,585	\$1,778,302	\$88,915	\$82,075	\$170,991
102	<a href="#">LONGSTREET THEATRE</a>	33,742	33,742	100%	\$9,458,529	50	\$4,729,265	\$945,853	\$3,783,412	\$189,171	\$283,756	\$472,926
103	<a href="#">THOMAS COOPER LIBRARY</a>	283,595	273,770	97%	\$41,138,265	50	\$19,952,059	\$3,990,412	\$15,961,647	\$798,082	\$1,197,124	\$1,995,206
103A	<a href="#">HOLLINGS SPEC COL LIBRARY</a>	51,433	51,434	100%	\$7,259,694	88	\$871,163	\$725,969	\$145,194	\$7,260	\$217,791	\$225,051
111	<a href="#">STU HEALTH CNTR</a>	38,292	38,292	100%	\$12,206,831	53	\$5,737,211	\$1,220,683	\$4,516,527	\$225,826	\$366,205	\$592,031
111A	<a href="#">CENTER HEALTH &amp; WELL-BEING</a>	68,045	68,045	100%	\$1	100	\$0	\$0	\$0	\$0	\$0	\$0
112	<a href="#">RUSSELL HOUSE</a>	200,054	86,009	43%	\$44,304,361	61	\$7,429,841	\$1,905,088	\$5,524,754	\$276,238	\$571,526	\$847,764
114	<a href="#">GRADUATE SCI RESEARCH CTR</a>	157,778	157,778	100%	\$42,527,958	74	\$11,057,269	\$4,252,796	\$6,804,473	\$340,224	\$1,275,839	\$1,616,062
115	<a href="#">CALLCOTT BUILDING</a>	50,447	50,447	100%	\$9,510,107	66	\$3,233,436	\$951,011	\$2,282,426	\$114,121	\$285,303	\$399,424
129	<a href="#">513 PICKENS STREET</a>	27,116	27,116	100%	\$2,891,767	85	\$433,765	\$289,177	\$144,588	\$7,229	\$86,753	\$93,982
129A	<a href="#">513 PICKENS STREET ANNEX</a>	9,178	9,178	100%	\$702,684	80	\$140,537	\$70,268	\$70,268	\$3,513	\$21,081	\$24,594
133	<a href="#">CHILD DEV RESEARCH CTR</a>	26,645	26,645	100%	\$1	86	\$0	\$0	\$0	\$0	\$0	\$0
134	<a href="#">BOOKER T WASHINGTON</a>	36,328	36,328	100%	\$6,720,496	61	\$2,620,993	\$672,050	\$1,948,944	\$97,447	\$201,615	\$299,062
138	<a href="#">BLATT PHYSICAL ED CENTER</a>	185,024	173,714	94%	\$35,515,390	59	\$13,687,631	\$3,338,447	\$10,349,185	\$517,459	\$1,001,534	\$1,518,993
139	<a href="#">1244 BLOSSOM STREET</a>	71,589	71,589	100%	\$11,698,680	78	\$2,573,710	\$1,169,868	\$1,403,842	\$70,192	\$350,960	\$421,152
140	<a href="#">ENERGY FACILITY WEST</a>	21,005	21,005	100%	\$4,528,950	69	\$1,403,975	\$452,895	\$951,080	\$47,554	\$135,869	\$183,422
143	<a href="#">518 Main Street</a>	5,692	5,692	100%	\$677,213	69	\$209,936	\$67,721	\$142,215	\$7,111	\$20,316	\$27,427
144	<a href="#">516 Main Street</a>	11,784	11,784	100%	\$1,580,163	71	\$458,247	\$158,016	\$300,231	\$15,012	\$47,405	\$62,416
145	<a href="#">514 SOUTH MAIN STREET</a>	37,187	37,187	100%	\$4,910,276	72	\$1,374,877	\$491,028	\$883,850	\$44,192	\$147,308	\$191,501
156A	<a href="#">PUBLIC HEALTH RESEARCH CT</a>	104,580	103,650	99%	\$33,404,623	98	\$661,412	\$3,307,058	\$0	\$0	\$992,117	\$992,117
157	<a href="#">STROM THURMOND WELL FIT</a>	193,600	192,320	99%	\$64,346,154	96	\$2,548,108	\$6,370,269	\$0	\$0	\$1,911,081	\$1,911,081
159	<a href="#">BENSON</a>	40,548	40,549	100%	\$4,513,570	38	\$2,798,413	\$451,357	\$2,347,056	\$117,353	\$135,407	\$252,760
163	<a href="#">300 SUMTER STREET</a>	10,383	10,383	100%	\$1,330,309	96	\$53,212	\$133,031	\$0	\$0	\$39,909	\$39,909
164	<a href="#">BAND DANCE FACILITY</a>	34,286	34,286	100%	\$9,814,343	90	\$981,434	\$981,434	\$0	\$0	\$294,430	\$294,430
170	<a href="#">300 MAIN</a>	169,080	168,828	100%	\$19,081,310	62	\$7,250,898	\$1,908,131	\$5,342,767	\$267,138	\$572,439	\$839,578
171	<a href="#">1200 CATAWBA STREET</a>	12,773	12,177	95%	\$1,332,492	64	\$455,712	\$126,587	\$329,126	\$16,456	\$37,976	\$54,432
172	<a href="#">BIOMASS BUILDING</a>	38,153	38,153	100%	\$25,752,682	97	\$772,580	\$2,575,268	\$0	\$0	\$772,580	\$772,580
173	<a href="#">SWEARINGEN ENGINEERING CT</a>	217,466	217,892	100%	\$47,548,352	75	\$11,887,088	\$4,754,835	\$7,132,253	\$356,613	\$1,426,451	\$1,783,063
177	<a href="#">GREENHOUSE 2</a>	6,110	6,110	100%	\$169,489	70	\$50,847	\$16,949	\$33,898	\$1,695	\$5,085	\$6,780
185	<a href="#">EGY FAC SOUTH</a>	11,393	11,393	100%	\$3,431,803	54	\$1,578,629	\$343,180	\$1,235,449	\$61,772	\$102,954	\$164,727
189	<a href="#">ANDERSON ACAD ENRICH CTR</a>	41,026	30,995	76%	\$10,558,538	97	\$240,735	\$802,449	\$0	\$0	\$240,735	\$240,735
215A	<a href="#">HOBCAW DORMS</a>	4,870	4,870	100%	\$681,253	42	\$395,127	\$68,125	\$327,001	\$16,350	\$20,438	\$36,788
219	<a href="#">HOBCAW DISCOVERY CENTER</a>	11,340	11,340	100%	\$2,476,404	98	\$49,528	\$247,640	\$0	\$0	\$74,292	\$74,292
222	<a href="#">HOBCAW MARINE LABORATORY</a>	22,146	22,146	100%	\$5,934,603	65	\$2,077,111	\$593,460	\$1,483,651	\$74,183	\$178,038	\$252,221
225	<a href="#">2221 Devine Street</a>	5,737	20,621	359%	\$1	85	\$1	\$0	\$0	\$0	\$0	\$0
226	<a href="#">718 DEVINE STREET</a>	31,501	31,501	100%	\$2,047,745	41	\$1,208,170	\$204,775	\$1,003,395	\$50,170	\$61,432	\$111,602
227	<a href="#">LIB ANX CONSERVATION FA</a>	21,296	21,296	100%	\$4,173,663	79	\$876,469	\$417,366	\$459,103	\$22,955	\$125,210	\$148,165
228	<a href="#">DEVINE STREET RESEARCH C</a>	13,686	12,915	94%	\$1,766,763	77	\$381,974	\$166,076	\$215,898	\$10,795	\$49,823	\$60,618
229	<a href="#">ENERGY FACILITY NORTH</a>	7,762	7,762	100%	\$14,071,009	99	\$140,710	\$1,407,101	\$0	\$0	\$422,130	\$422,130
234	<a href="#">DARLA MOORE SCHOOL OF BUS</a>	278,549	272,306	98%	\$95,000,000	100	\$0	\$9,310,000	\$0	\$0	\$2,793,000	\$2,793,000
236	<a href="#">HORIZON I BUILDING</a>	129,730	63,335	49%	\$45,776,818	86	\$3,140,290	\$2,243,064	\$897,226	\$44,861	\$672,919	\$717,781
619	<a href="#">707 CATAWBA</a>	26,378	13,700	52%	\$1,561,735	56	\$357,325	\$81,210	\$276,115	\$13,806	\$24,363	\$38,169
631	<a href="#">1800 GERVAIS STREET</a>	19,575	19,575	100%	\$1	47	\$1	\$0	\$0	\$0	\$0	\$0
	<b>101</b>	<b>6,560,240</b>	<b>5,797,473</b>	<b>88%</b>	<b>1,357,672,822</b>	<b>60</b>	<b>376,806,584</b>	<b>118,469,156</b>	<b>278,505,169</b>	<b>13,925,258</b>	<b>35,540,747</b>	<b>49,466,005</b>



<u>Bldg ID</u>	<u>Building Name</u>	<u>Gross Area</u>	<u>Total E&amp;G</u>	<u>% E&amp;G</u>	<u>CHEMIS Building Replacement Cost (RCB)*</u>	<u>CHEMIS Bldg. Condition Code (BCC)*</u>	<u>Amount to Bring E&amp;G Space to Like-New Condition</u>	<u>Acceptable Maintenance Level</u>	<u>Total Amount Needed to Address E&amp;G Maintenance Needs</u>	<u>Funding Per Year to Eliminate E&amp;G Maintenance Needs Over 20 Years</u>	<u>Annual Amount Required to Maintain E&amp;G Space (APPA Avg. 3%)</u>	<u>Total Need Per Year to Address E&amp;G Maintenance Needs</u>
661	<a href="#">MEDICAL V A 1</a>	94,285	93,212	99%	\$30,468,724	47	\$15,986,939	\$3,016,404	\$12,970,536	\$648,527	\$904,921	\$1,553,448
662	<a href="#">MEDICAL V A 2</a>	15,036	15,036	100%	\$3,951,099	53	\$1,857,017	\$395,110	\$1,461,907	\$73,095	\$118,533	\$191,628
663	<a href="#">MEDICAL V A 4</a>	34,836	34,836	100%	\$9,701,988	49	\$4,948,014	\$970,199	\$3,977,815	\$198,891	\$291,060	\$489,950
664	<a href="#">MEDICAL V A 28</a>	20,178	8,276	41%	\$4,031,422	48	\$859,499	\$165,288	\$694,211	\$34,711	\$49,586	\$84,297
665	<a href="#">Medical VA 101</a>	49,476	49,474	100%	\$11,176,272	70	\$3,352,882	\$1,117,627	\$2,235,254	\$111,763	\$335,288	\$447,051
666	<a href="#">Medical VA 104</a>	4,532	4,532	100%	\$989,867	84	\$158,379	\$98,987	\$59,392	\$2,970	\$29,696	\$32,666
667	<a href="#">15 MedPrk Clinical Ed</a>	74,846	74,846	100%	\$13,213,997	65	\$4,624,899	\$1,321,400	\$3,303,499	\$165,175	\$396,420	\$561,595
668	<a href="#">Medical VA 3</a>	87,085	62,583	72%	\$13,350,497	78	\$2,114,719	\$961,236	\$1,153,483	\$57,674	\$288,371	\$346,045
	<b>110</b>	<b>6,940,514</b>	<b>6,140,268</b>	<b>88%</b>	<b>1,444,556,688</b>	<b>60</b>	<b>410,708,931</b>	<b>126,515,406</b>	<b>304,361,266</b>	<b>15,218,063</b>	<b>37,954,622</b>	<b>53,172,685</b>

\*Linked to individual sheets. Please do not change.

Notes: