



South Carolina  
Commission on Higher Education

# Longitudinal Data Report – Proviso 11.17

## Tuition, Cost of Attendance and Appropriations

November 30, 2017

# Introduction

In accordance with Proviso 11.17, the S.C. Commission on Higher Education provides this report that summarizes tuition and required fees, cost of attendance and state operating funding, as measured on an in-state student basis, received by colleges and universities.

**Proviso 11.17.** (CHE: Longitudinal Data Reports) By December first each year, the Commission on Higher Education is directed to provide a report to the Chairman of the Senate Finance Committee and the Chairman of the House Ways and Means Committee on tuition and required fee trends submitted to the commission by the state's public colleges and universities. The baseline of the report must be the most recent fall semester compared to the previous five fall semesters. The commission shall also provide comparable data and trends for and among SREB states for the same period of time. In addition, for the same time periods noted above, the commission shall also calculate in the report the level of recurring base state operating funding received by each college and university as measured on an in-state student basis as well as the average of such funding provided in each SREB state.

# Tuition and Required Fees

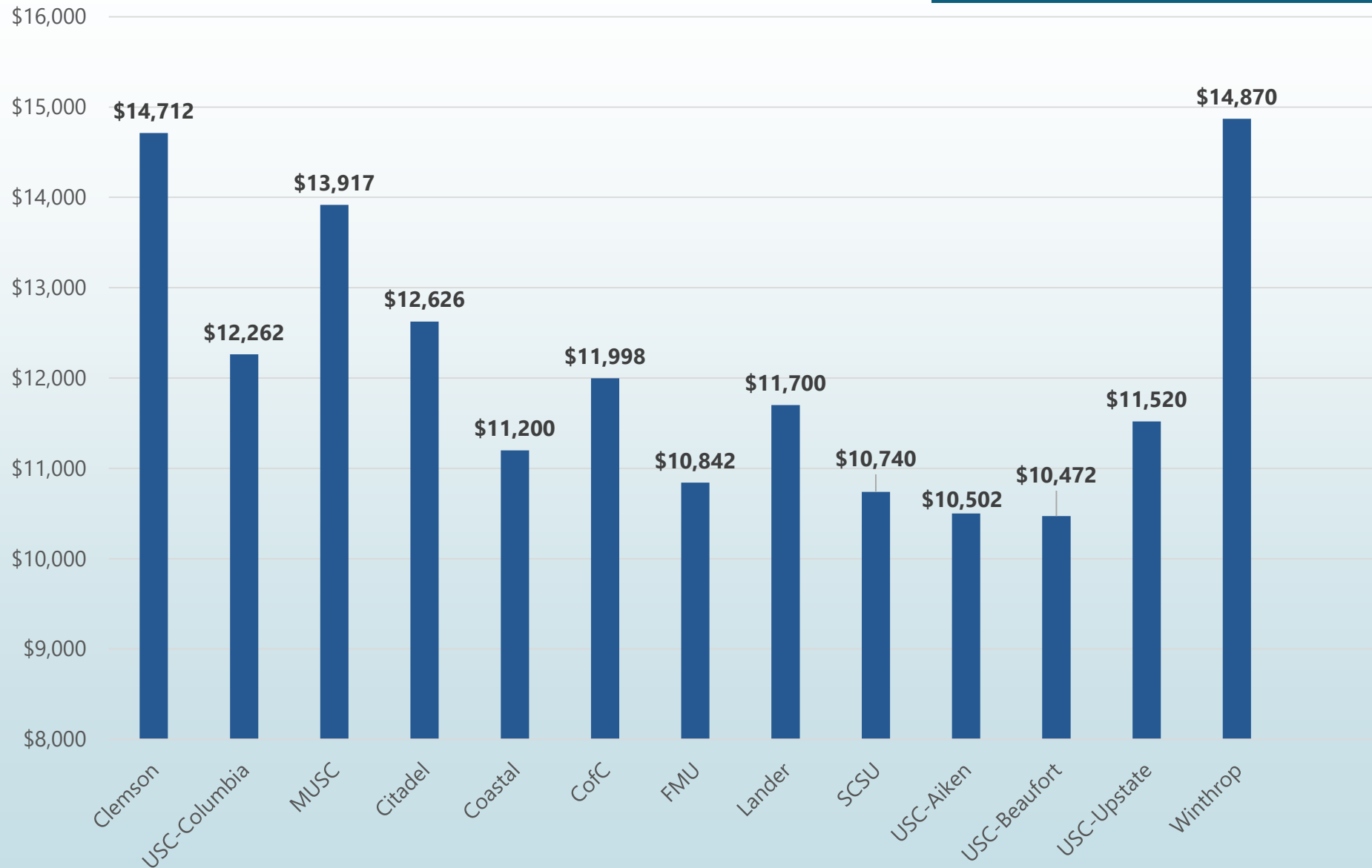
The amount of tuition and required fees covering a full academic year most frequently charged to students. These values represent what a typical South Carolina resident student is charged and may not be the same for all students at an institution. If tuition is charged on a per-credit-hour basis, the average full-time credit hour load for an entire academic year is used to estimate average tuition. Required fees include all fixed sum charges that are required of such a large proportion of all students that the student who does NOT pay the charges is an exception.

The tuition and required fees does not include fees charged by certain majors (business, engineering, science, etc.) or course specific fees.

Typical categories of required tuition and fees include education and general tuition, student activity fees, registration fees, debt service fees, medical fees, intercollegiate athletic fees, student activities fees, instructional technology fees, plant improvement fees, and maintenance fees.

# Tuition and Required Fees

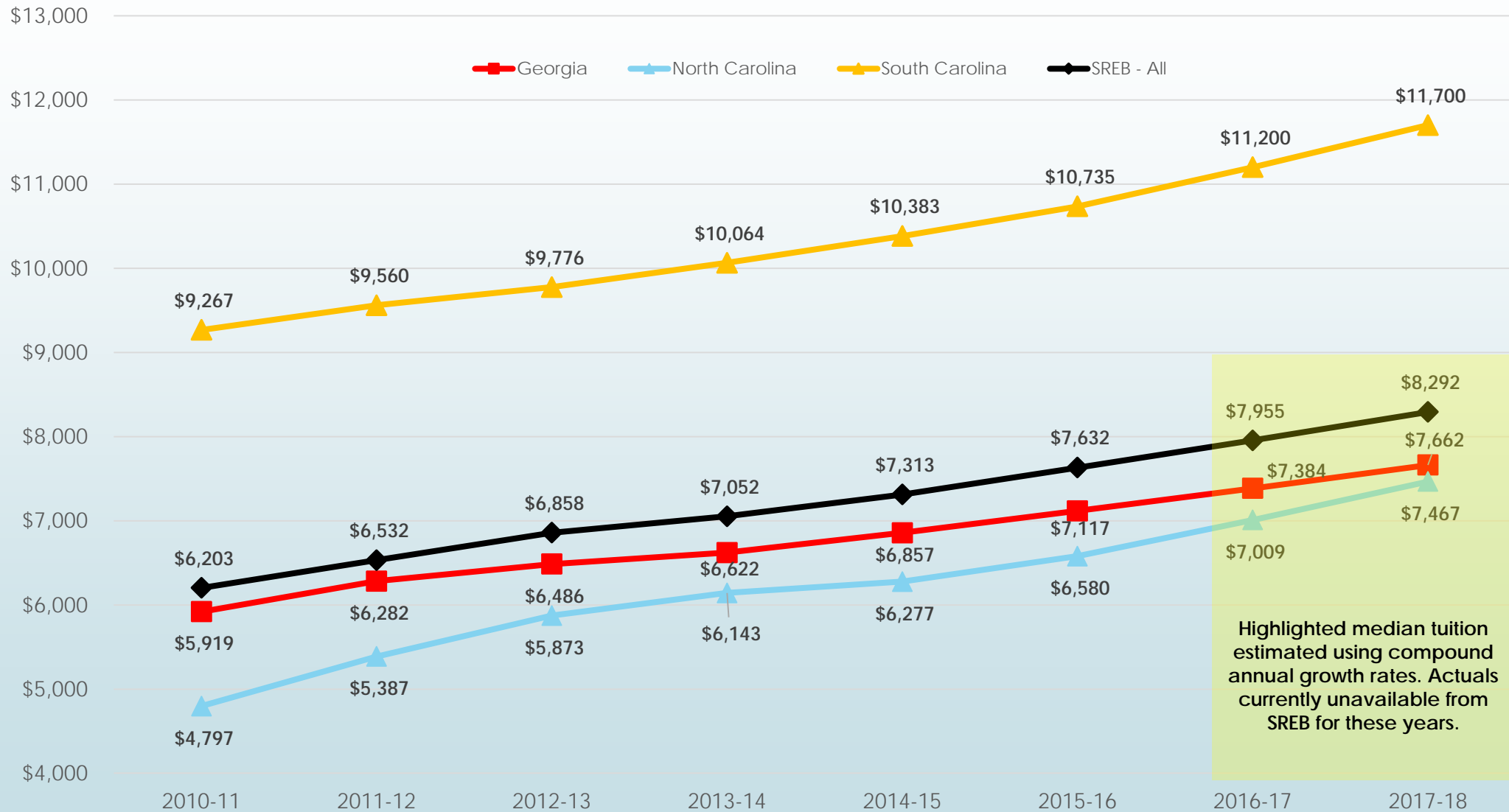
2017-18, In-State, Undergraduate,  
4-Year



Source: CHE 100 Report as Submitted by Institutions and Colleges

# Median Tuition Compared to SREB States

2010-11 to 2017-18, In-State, Undergraduate, 4-Year



Highlighted median tuition estimated using compound annual growth rates. Actuals currently unavailable from SREB for these years.

# Tuition and Required Fees

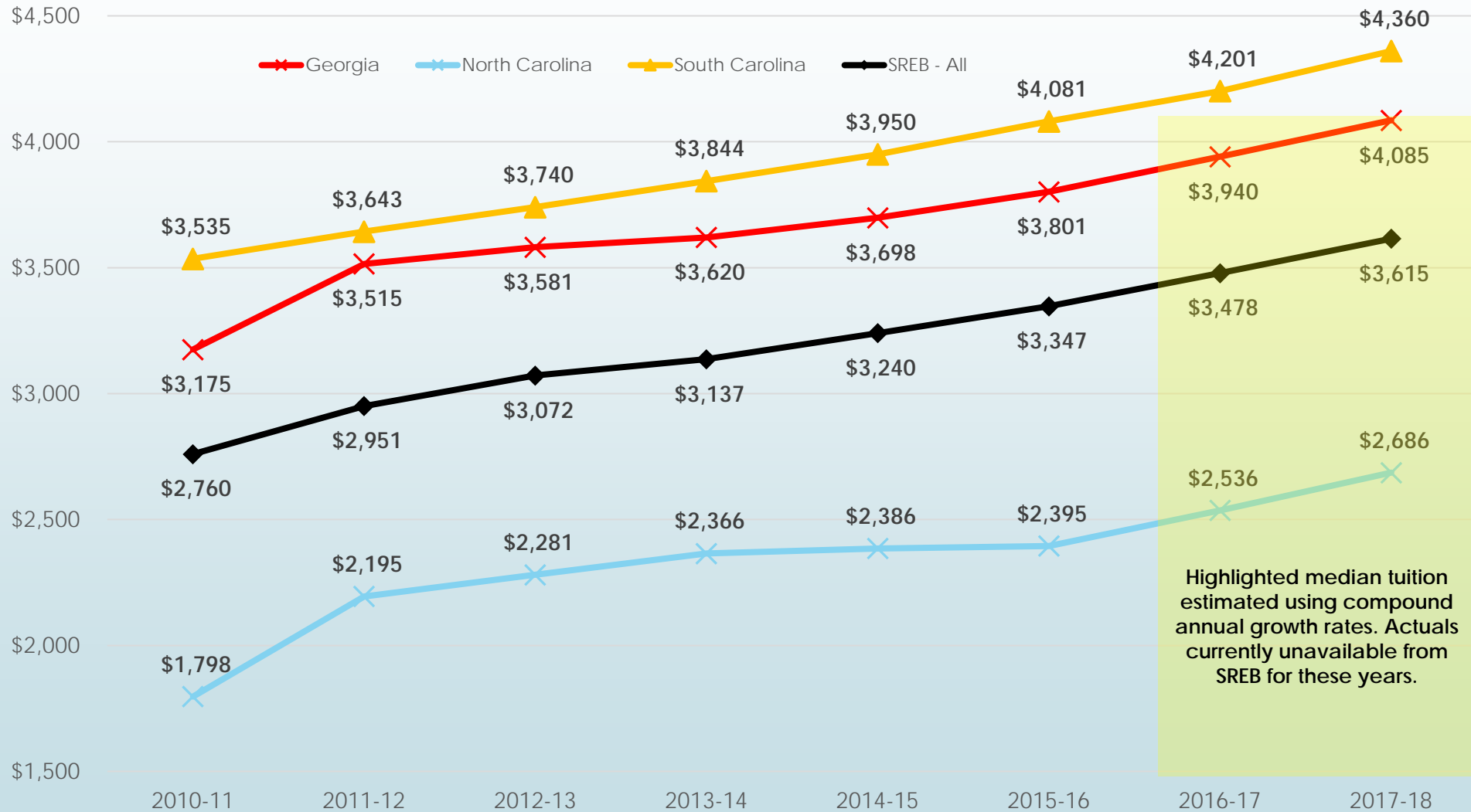
2017-18, In-State, 2-Year and Technical College



Source: CHE 100 Report as Submitted by Institutions and Colleges

# Median Tuition Compared to SREB States

2010-11 to 2017-18, 2-Year and Technical College



Source: SREB: Southern Regional Education Board ([www.sreb.org/general-information/median-annual-tuition-and-fees](http://www.sreb.org/general-information/median-annual-tuition-and-fees)). CHE 100 Report.

# State Appropriations Per In-State Student

Recurring, base operating state appropriations divided by in-state students.

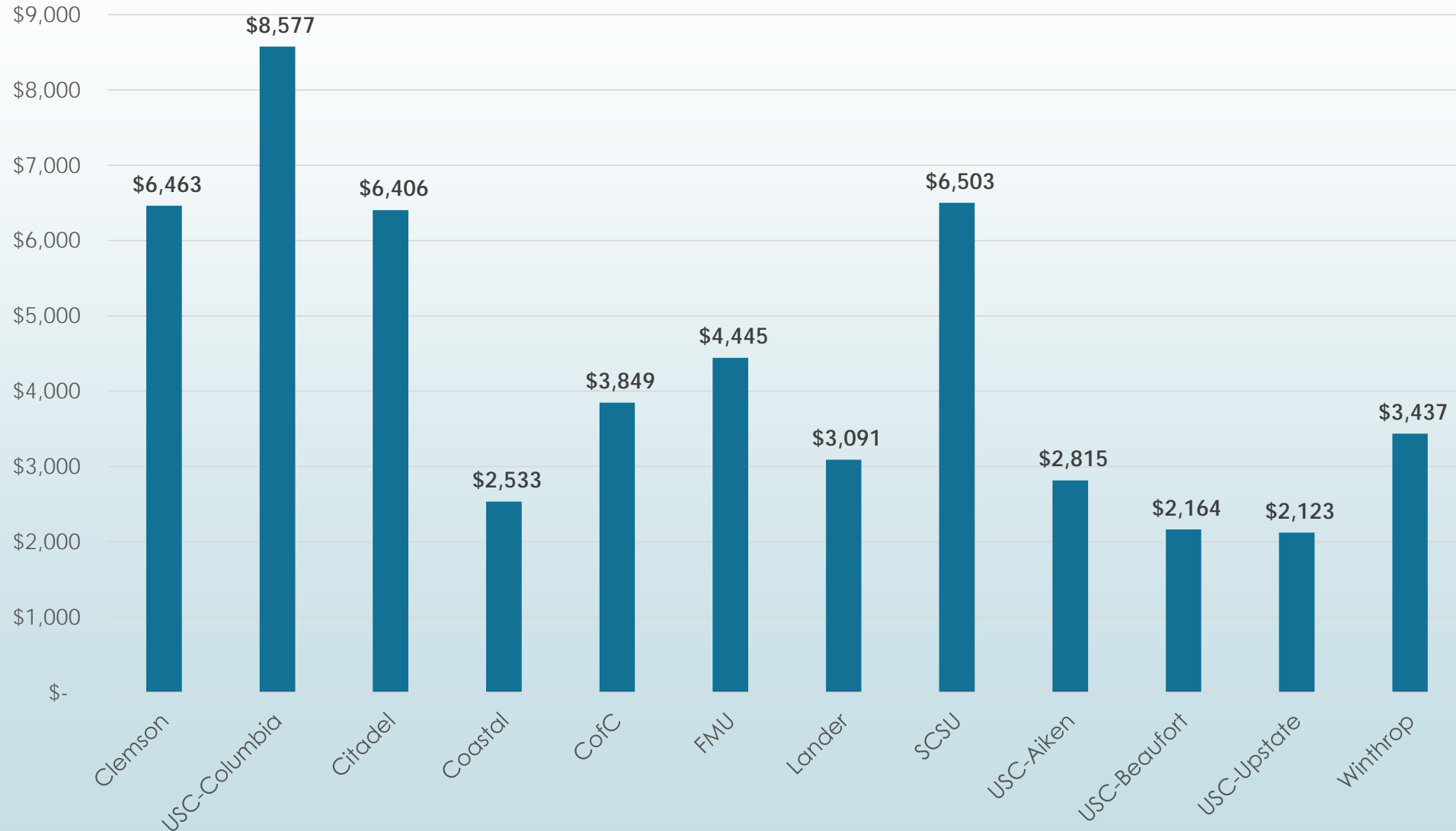
State appropriations are amounts received by institutions through acts of a state legislative body, except grants and contracts and capital appropriations. Funds reported in this category are for meeting current operating expenses, not for specific projects or programs.

The headcount enrollment for the fall semester is used with the geo-origin of South Carolina, undergraduate student level and public institution.



# Appropriations Per In-State Headcount

2016-17, In-State, Undergraduate,  
4-Year, Headcount Enrollment



Source: Headcount – CHEMIS Headcount Enrollment by Geo-Origin and Enrollment Status. Appropriations – Summary Control Document

# Appropriations Per In-State Headcount

2016-17, In-State, Undergraduate,  
2-Year and Technical College,  
Headcount Enrollment



Source: Headcount – CHEMIS Headcount Enrollment by Geo-Origin and Enrollment Status. Appropriations – Summary Control Document; SBTCE CBO Worksheet

# State Appropriations Per FTE

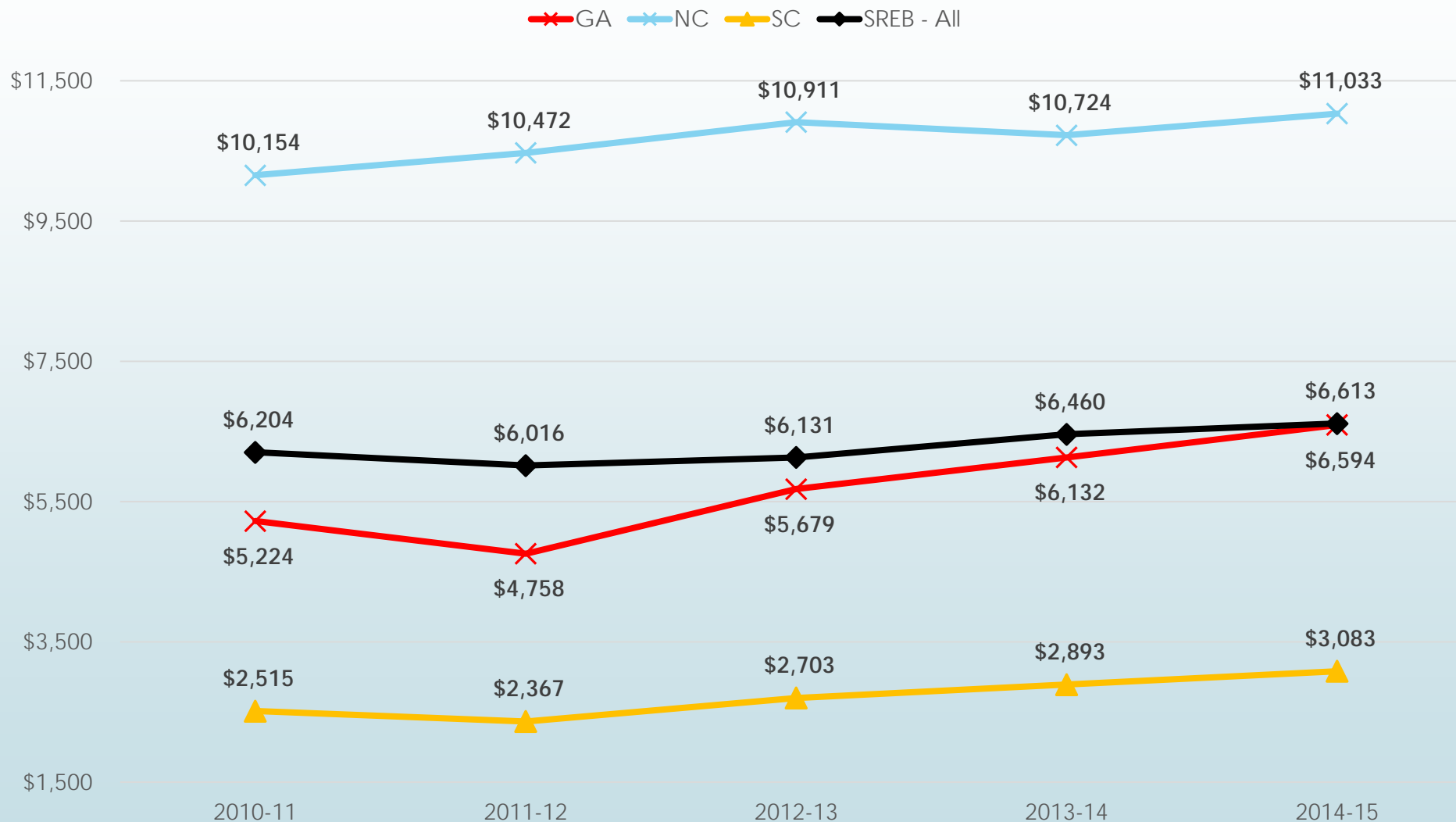
State appropriations divided by 12-month Full-Time Equivalents.

State appropriations are amounts received by the institution through acts of a state legislative body, except grants and contracts and capital appropriations. Funds reported in this category are for meeting current operating expenses, not for specific projects or programs.

The full-time-equivalent (FTE) enrollment used is the sum of the institutions' FTE undergraduate enrollment and FTE graduate enrollment (as calculated from or reported on the 12-month Enrollment component) plus the estimated FTE of first-professional students. Undergraduate and graduate FTE are estimated using 12-month instructional activity (credit and/or contact hours).

# Appropriations Compared to SREB States

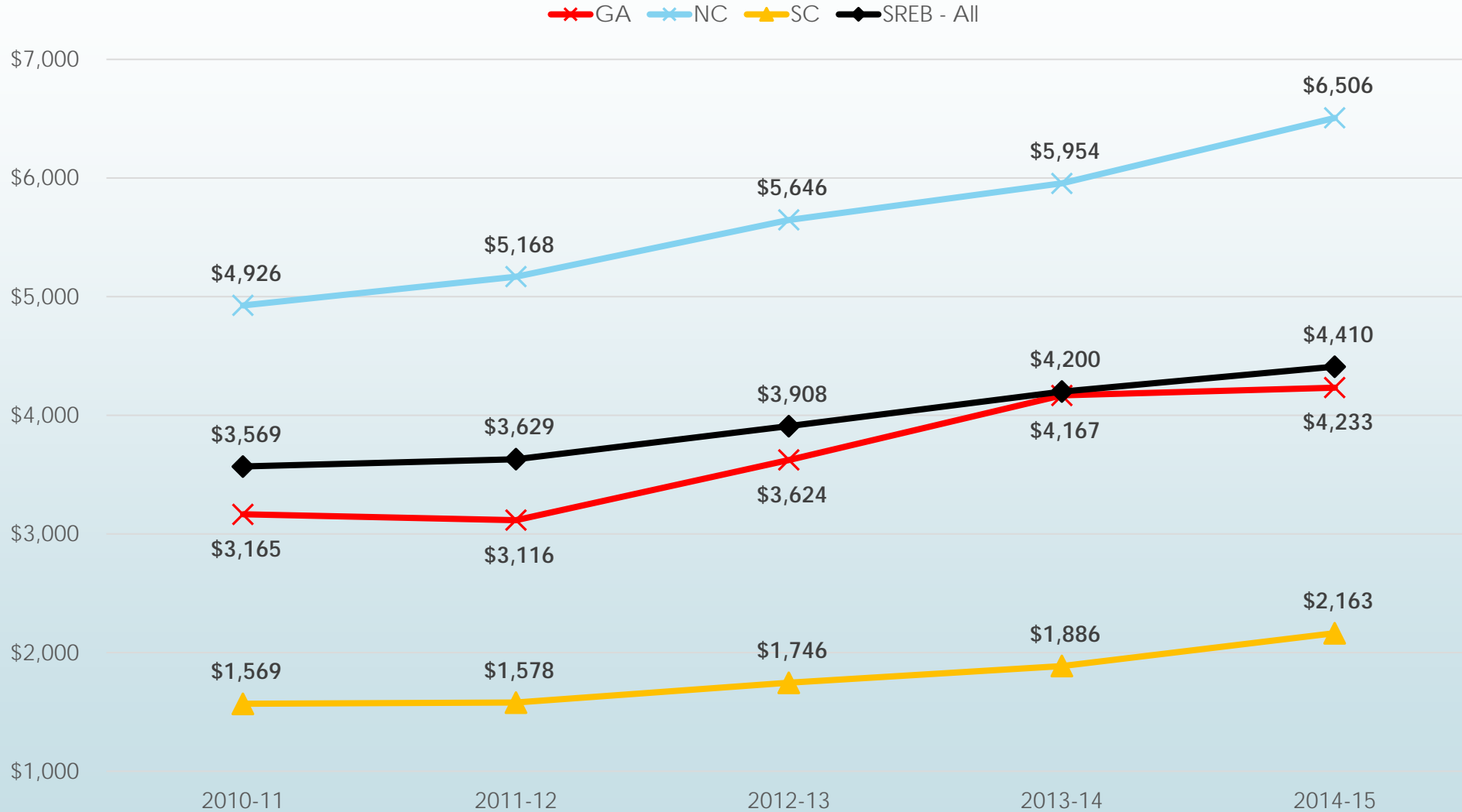
2010-11 to 2014-15, State Appropriations Per FTE, 4-Year



Source: IPEDS: Integrated Postsecondary Education Data System Database – Table 63. (<https://nces.ed.gov/ipeds/Section/accessdatabase/>)

# Appropriations Compared to SREB States

2010-11 to 2014-15, State Appropriations Per FTE, 2-Year and Technical College



Source: IPEDS: Integrated Postsecondary Education Data System Database – Table 63. (<https://nces.ed.gov/ipeds/Section/accessdatabase/>)

# Cost of Attendance

## On Campus

Includes in-state tuition and fees, books and supplies, on campus room and board, and other on campus expenses.

## Off Campus

Includes in-state tuition and fees, books and supplies, off campus (not with family) room and board, and other off campus (not with family) expenses.

# Cost of Attendance

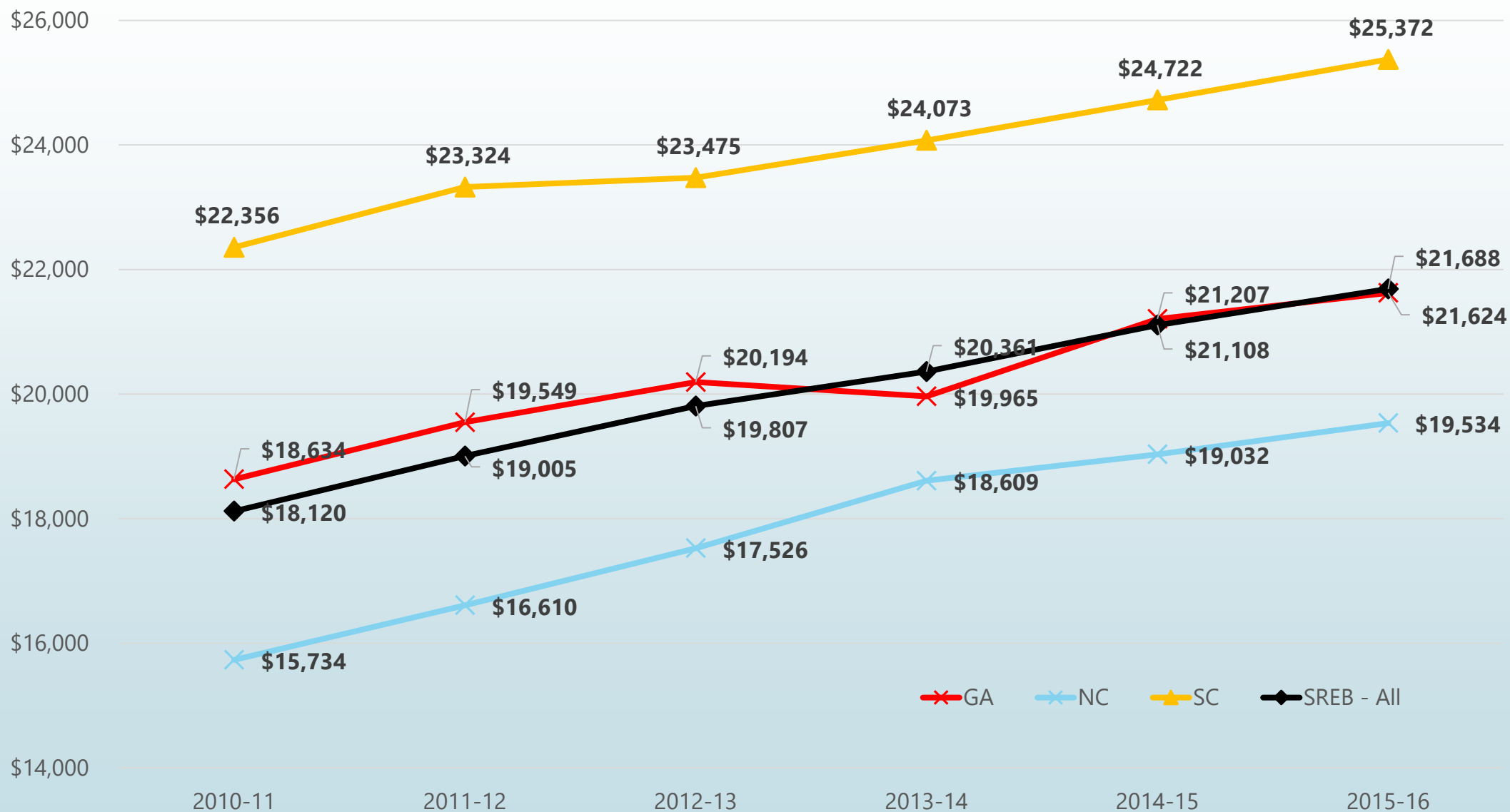
2015-16, In-State, Undergraduate  
(4-Year), On-Campus



Source: IPEDS: Integrated Postsecondary Education Data System Database – Table 15. (<https://nces.ed.gov/ipeds/section/accessdatabase/>)

# Average COA Compared to SREB States

2010-11 to 2015-16, In-State, Undergrad (4-Year), On-Campus



Source: IPEDS: Integrated Postsecondary Education Data System Database – Table 15. (<https://nces.ed.gov/ipeds/section/accessdatabase/>)



# Cost of Attendance

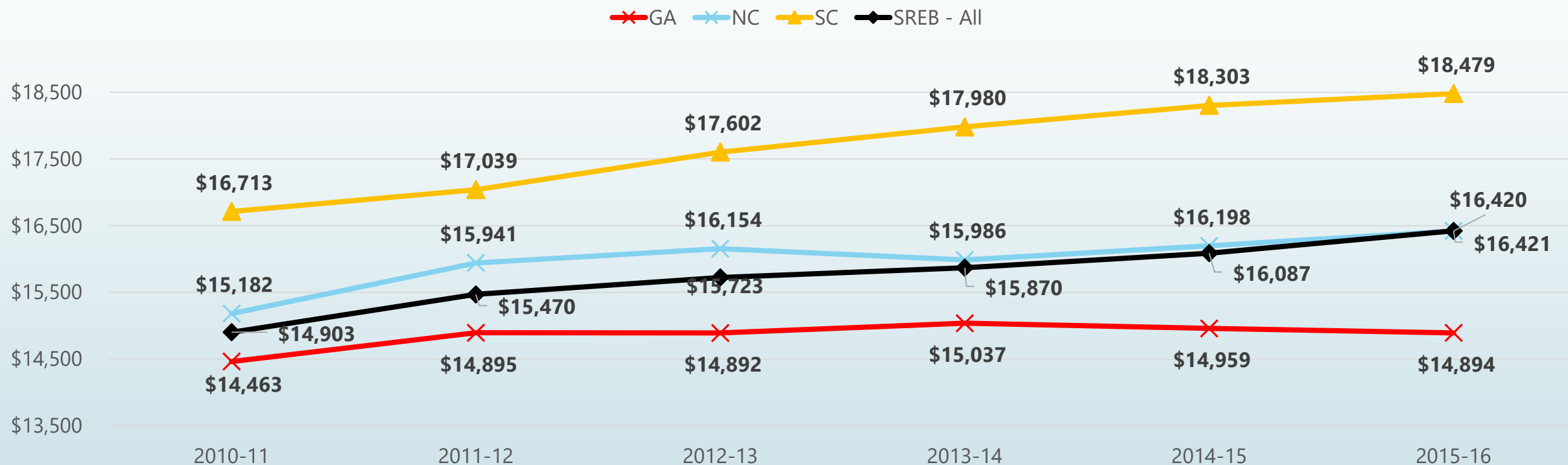
2015-16, In-State, 2-Year and Technical College, Off-Campus



Source: IPEDS: Integrated Postsecondary Education Data System Database – Table 15. (<https://nces.ed.gov/ipeds/section/accessdatabase/>)

# Average COA Compared to SREB States

2010-11 to 2015-16, In-State, 2-Year and Technical College, Off-Campus



Source: IPEDS: Integrated Postsecondary Education Data System Database – Table 15. (<https://nces.ed.gov/ipeds/section/accessdatabase/>)

**South Carolina Commission on Higher Education**

1122 Lady Street, Suite 300, Columbia, SC 29201

T (803) 737-2260, F (803) 737-2297

[che.sc.gov](http://che.sc.gov)